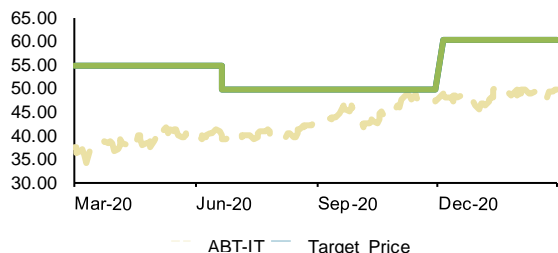


**Abitare In**

Target price and market price trend (-1Y)

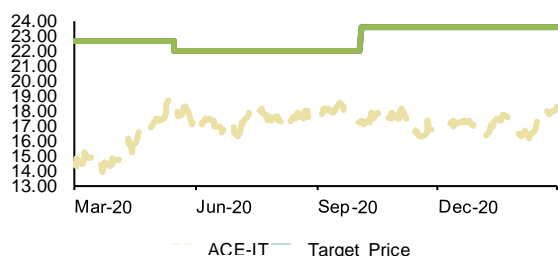


Historical recommendations and target price trend (-1Y)

| Date      | Rating | TP (EUR) | Mkt Price (EUR) |
|-----------|--------|----------|-----------------|
| 28-Dec-20 | BUY    | 60.5     | 48.8            |
| 15-Jul-20 | BUY    | 50.0     | 39.0            |

**Acea**

Target price and market price trend (-1Y)

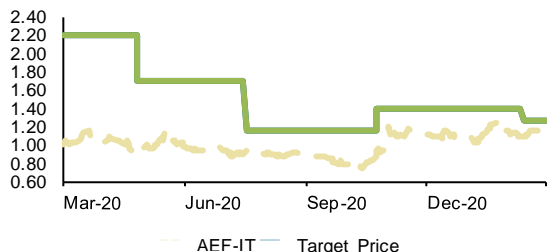


Historical recommendations and target price trend (-1Y)

| Date      | Rating | TP (EUR) | Mkt Price (EUR) |
|-----------|--------|----------|-----------------|
| 28-Oct-20 | BUY    | 23.6     | 17.3            |
| 09-Jun-20 | ADD    | 22.0     | 18.3            |

**Aeffe**

Target price and market price trend (-1Y)

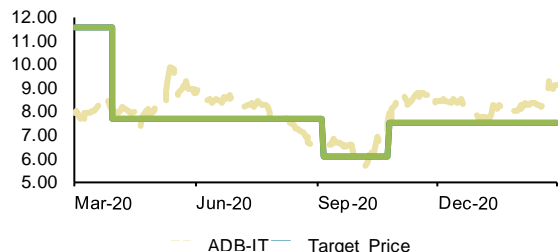


Historical recommendations and target price trend (-1Y)

| Date      | Rating | TP (EUR) | Mkt Price (EUR) |
|-----------|--------|----------|-----------------|
| 8-Mar-21  | ADD    | 1.26     | 1.10            |
| 17-Nov-20 | BUY    | 1.39     | 0.95            |
| 10-Aug-20 | BUY    | 1.15     | 0.94            |
| 20-May-20 | BUY    | 1.70     | 0.90            |

**Aeroporto di Bologna**

Target price and market price trend (-1Y)



Historical recommendations and target price trend (-1Y)

| Date      | Rating | TP (EUR) | Mkt Price (EUR) |
|-----------|--------|----------|-----------------|
| 18-Nov-20 | HOLD   | 7.5      | 8.0             |
| 29-Sep-20 | HOLD   | 6.1      | 6.6             |
| 23-Apr-20 | HOLD   | 7.7      | 8.1             |

**AlgoWatt**

Target price and market price trend (-1Y)

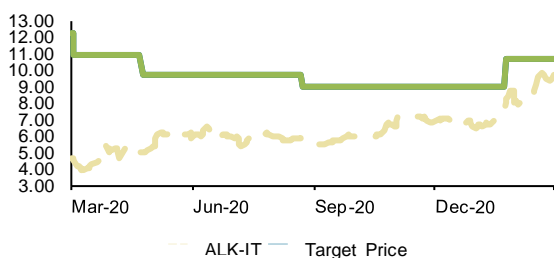


Historical recommendations and target price trend (-1Y)

| Date      | Rating    | TP (EUR) | Mkt Price (EUR) |
|-----------|-----------|----------|-----------------|
| 18-May-18 | Suspended |          | 0.40            |

**Alkemy**

Target price and market price trend (-1Y)

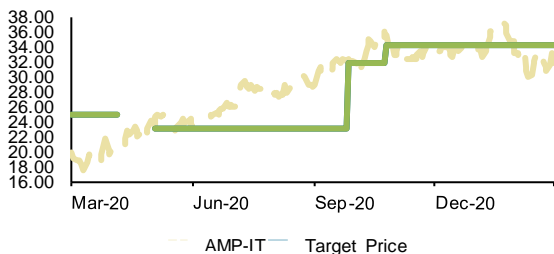


Historical recommendations and target price trend (-1Y)

| Date      | Rating | TP (EUR) | Mkt Price (EUR) |
|-----------|--------|----------|-----------------|
| 16-Feb-21 | BUY    | 10.7     | 8.0             |
| 16-Sep-20 | BUY    | 9.0      | 6.0             |
| 18-May-20 | BUY    | 9.7      | 5.0             |
| 27-Mar-20 | BUY    | 11.0     | 4.6             |

**Amplifon**

Target price and market price trend (-1Y)

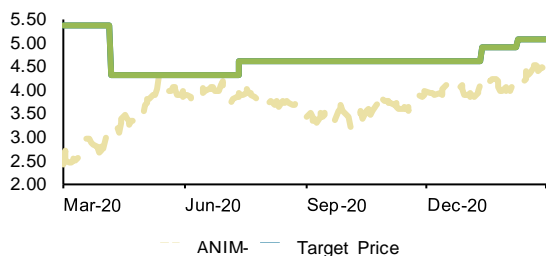


Historical recommendations and target price trend (-1Y)

| Date      | Rating | TP (EUR)     | Mkt Price (EUR) |
|-----------|--------|--------------|-----------------|
| 18-Nov-20 | HOLD   | 34.3         | 35.5            |
| 20-Oct-20 | HOLD   | 31.9         | 32.4            |
| 28-May-20 | HOLD   | 23.1         | 24.6            |
| 30-Apr-20 | HOLD   | Under Review | 20.9            |

**Anima Holding**

Target price and market price trend (-1Y)



Historical recommendations and target price trend (-1Y)

| Date      | Rating | TP (EUR) | Mkt Price (EUR) |
|-----------|--------|----------|-----------------|
| 3-Mar-21  | BUY    | 5.1      | 4.2             |
| 04-Feb-21 | BUY    | 4.9      | 4.2             |
| 05-Aug-20 | BUY    | 4.6      | 3.9             |
| 30-Apr-20 | BUY    | 4.3      | 3.2             |

**Ascopiave**

Target price and market price trend (-1Y)

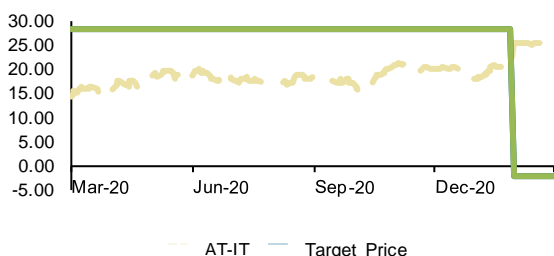


Historical recommendations and target price trend (-1Y)

| Date      | Rating | TP (EUR) | Mkt Price (EUR) |
|-----------|--------|----------|-----------------|
| 16-Mar-21 | ADD    | 4.4      | 3.9             |
| 18-Jan-21 | ADD    | 4.3      | 3.7             |

**ASTM**

Target price and market price trend (-1Y)

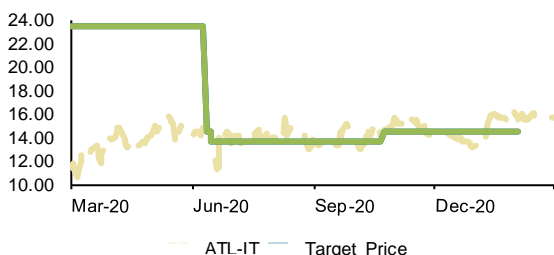


Historical recommendations and target price trend (-1Y)

| Date      | Rating        | TP (EUR) | Mkt Price (EUR) |
|-----------|---------------|----------|-----------------|
| 22-Feb-21 | Tender Shares |          | 25.7            |

**Atlantia**

Target price and market price trend (-1Y)



Historical recommendations and target price trend (-1Y)

| Date      | Rating | TP (EUR)     | Mkt Price (EUR) |
|-----------|--------|--------------|-----------------|
| 1-Mar-21  | HOLD   | Under Review | 16.1            |
| 16-Nov-20 | HOLD   | 14.5         | 14.5            |
| 09-Jul-20 | HOLD   | 13.6         | 13.1            |
| 06-Jul-20 | HOLD   | 14.6         | 14.9            |

**Autogrill**

Target price and market price trend (-1Y)



Historical recommendations and target price trend (-1Y)

| Date      | Rating       | TP (EUR)     | Mkt Price (EUR) |
|-----------|--------------|--------------|-----------------|
| 22-Jan-21 | HOLD         | 4.5          | 4.2             |
| 27-Nov-20 | HOLD         | 5.2          | 5.1             |
| 27-May-20 | HOLD         | 5.4          | 5.1             |
| 21-May-20 | Under Review | Under Review | 4.2             |

**Avio**

Target price and market price trend (-1Y)

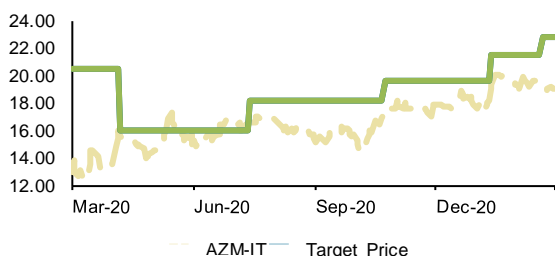


Historical recommendations and target price trend (-1Y)

| Date      | Rating       | TP (EUR)     | Mkt Price (EUR) |
|-----------|--------------|--------------|-----------------|
| 17-Nov-20 | Under Review | Under Review | 11.0            |
| 14-Oct-20 | BUY          | 15.9         | 13.2            |
| 15-Sep-20 | Under Review | Under Review | 14.5            |
| 24-Apr-20 | BUY          | 16.2         | 13.4            |

**Azimut Holding**

Target price and market price trend (-1Y)

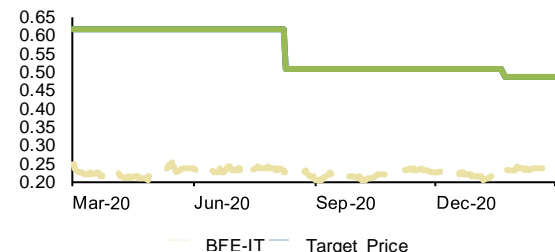


Historical recommendations and target price trend (-1Y)

| Date      | Rating | TP (EUR) | Mkt Price (EUR) |
|-----------|--------|----------|-----------------|
| 15-Mar-21 | ADD    | 22.9     | 18.9            |
| 04-Feb-21 | ADD    | 21.5     | 19.1            |
| 16-Nov-20 | ADD    | 19.6     | 17.5            |
| 06-Aug-20 | ADD    | 18.2     | 16.6            |
| 30-Apr-20 | ADD    | 16.0     | 15.5            |

**Banca Finnat**

Target price and market price trend (-1Y)

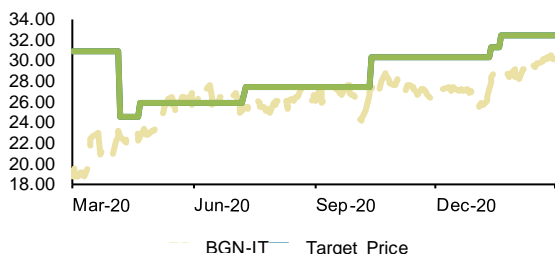


Historical recommendations and target price trend (-1Y)

| Date      | Rating | TP (EUR) | Mkt Price (EUR) |
|-----------|--------|----------|-----------------|
| 15-Feb-21 | BUY    | 0.49     | 0.23            |
| 02-Sep-20 | BUY    | 0.51     | 0.23            |

**Banca Generali**

Target price and market price trend (-1Y)

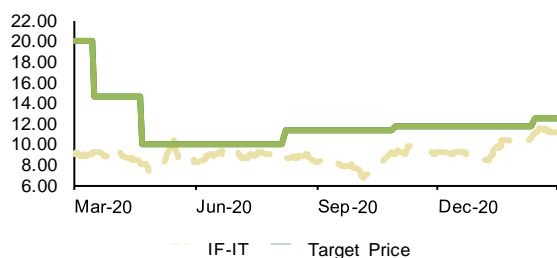


Historical recommendations and target price trend (-1Y)

| Date      | Rating | TP (EUR) | Mkt Price (EUR) |
|-----------|--------|----------|-----------------|
| 12-Feb-21 | ADD    | 32.4     | 28.9            |
| 04-Feb-21 | ADD    | 31.3     | 27.9            |
| 06-Nov-20 | ADD    | 30.3     | 27.2            |
| 03-Aug-20 | ADD    | 27.5     | 25.5            |
| 15-May-20 | ADD    | 25.8     | 22.7            |
| 30-Apr-20 | ADD    | 24.6     | 22.7            |

**Banca IFIS**

Target price and market price trend (-1Y)

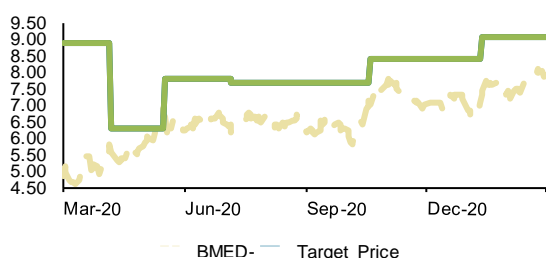


Historical recommendations and target price trend (-1Y)

| Date      | Rating | TP (EUR) | Mkt Price (EUR) |
|-----------|--------|----------|-----------------|
| 8-Mar-21  | ADD    | 12.5     | 11.2            |
| 23-Nov-20 | BUY    | 11.7     | 9.1             |
| 31-Aug-20 | BUY    | 11.3     | 8.7             |
| 15-May-20 | BUY    | 10.1     | 8.0             |
| 09-Apr-20 | BUY    | 14.6     | 9.2             |

**Banca Mediolanum**

Target price and market price trend (-1Y)

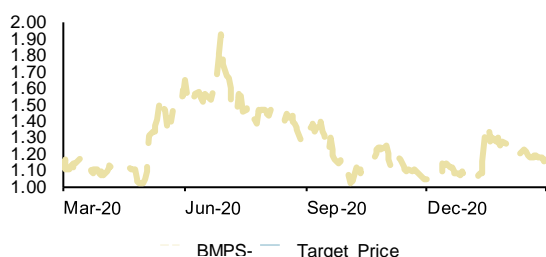


Historical recommendations and target price trend (-1Y)

| Date      | Rating | TP (EUR) | Mkt Price (EUR) |
|-----------|--------|----------|-----------------|
| 4-Feb-21  | BUY    | 9.1      | 7.3             |
| 12-Nov-20 | BUY    | 8.4      | 7.0             |
| 30-Jul-20 | BUY    | 7.7      | 6.2             |
| 10-Jun-20 | BUY    | 7.8      | 6.7             |
| 30-Apr-20 | BUY    | 6.3      | 5.6             |

**Banca Monte dei Paschi di Siena**

Target price and market price trend (-1Y)

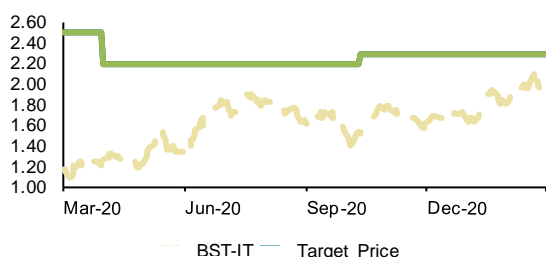


Historical recommendations and target price trend (-1Y)

| Date     | Rating | TP (EUR)     | Mkt Price (EUR) |
|----------|--------|--------------|-----------------|
| 8-Feb-19 | HOLD   | Under Review | 1.23            |

**Banca Sistema**

Target price and market price trend (-1Y)

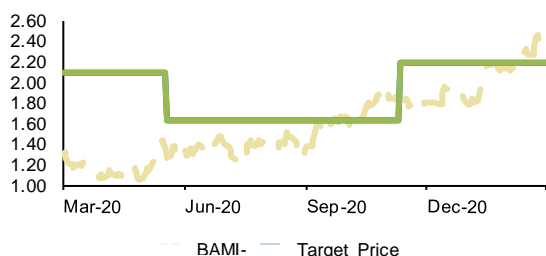


Historical recommendations and target price trend (-1Y)

| Date      | Rating | TP (EUR) | Mkt Price (EUR) |
|-----------|--------|----------|-----------------|
| 4-Nov-20  | BUY    | 2.3      | 1.52            |
| 24-Apr-20 | BUY    | 2.2      | 1.26            |

**Banco BPM**

Target price and market price trend (-1Y)

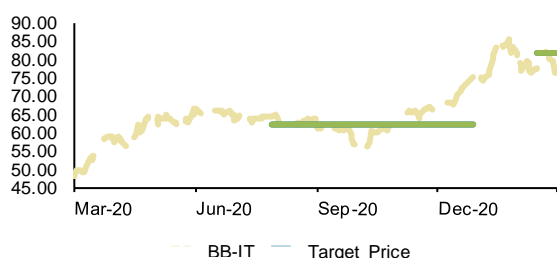


Historical recommendations and target price trend (-1Y)

| Date      | Rating | TP (EUR) | Mkt Price (EUR) |
|-----------|--------|----------|-----------------|
| 4-Dec-20  | ADD    | 2.2      | 1.85            |
| 11-Jun-20 | ADD    | 1.64     | 1.27            |

**BB Biotech**

Target price and market price trend (-1Y)

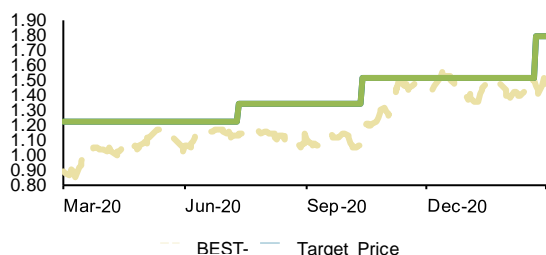


Historical recommendations and target price trend (-1Y)

| Date      | Rating | TP (EUR)     | Mkt Price (EUR) |
|-----------|--------|--------------|-----------------|
| 9-Mar-21  | HOLD   | 81.8         | 77.6            |
| 22-Jan-21 | HOLD   | Under Review | 77.1            |
| 21-Aug-20 | HOLD   | 62.3         | 64.5            |

**Be**

Target price and market price trend (-1Y)

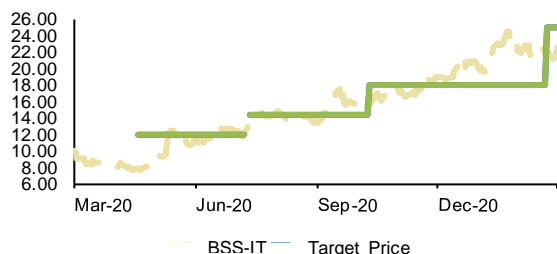


Historical recommendations and target price trend (-1Y)

| Date      | Rating | TP (EUR) | Mkt Price (EUR) |
|-----------|--------|----------|-----------------|
| 17-Mar-21 | BUY    | 1.80     | 1.46            |
| 06-Nov-20 | BUY    | 1.52     | 1.15            |
| 04-Aug-20 | ADD    | 1.34     | 1.13            |

**Biesse**

Target price and market price trend (-1Y)

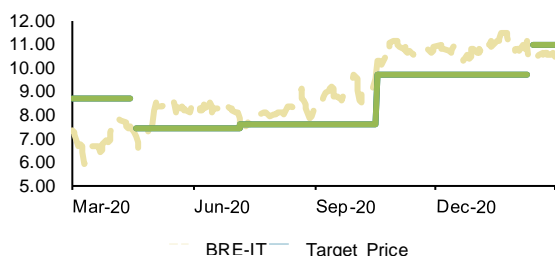


Historical recommendations and target price trend (-1Y)

| Date      | Rating       | TP (EUR)     | Mkt Price (EUR) |
|-----------|--------------|--------------|-----------------|
| 17-Mar-21 | ADD          | 25.0         | 21.6            |
| 03-Nov-20 | ADD          | 18.0         | 15.6            |
| 04-Aug-20 | BUY          | 14.5         | 13.4            |
| 03-Aug-20 | Under Review | Under Review | 13.0            |
| 12-May-20 | BUY          | 12.0         | 7.9             |

**Brembo**

Target price and market price trend (-1Y)

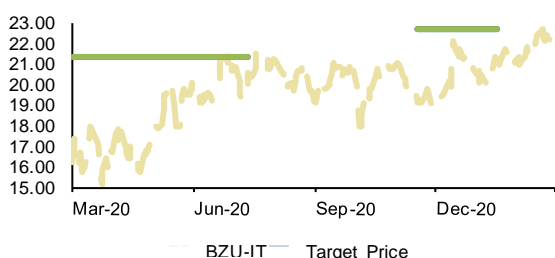


Historical recommendations and target price trend (-1Y)

| Date      | Rating       | TP (EUR)     | Mkt Price (EUR) |
|-----------|--------------|--------------|-----------------|
| 8-Mar-21  | HOLD         | 11.0         | 10.5            |
| 05-Mar-21 | HOLD         | Under Review | 10.2            |
| 10-Nov-20 | HOLD         | 9.7          | 10.3            |
| 30-Jul-20 | HOLD         | 7.6          | 7.5             |
| 12-May-20 | HOLD         | 7.4          | 7.1             |
| 08-May-20 | Under Review | Under Review | 7.5             |

**Buzzi Unicem**

Target price and market price trend (-1Y)

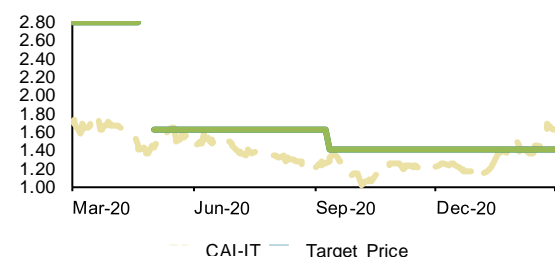


Historical recommendations and target price trend (-1Y)

| Date      | Rating | TP (EUR)     | Mkt Price (EUR) |
|-----------|--------|--------------|-----------------|
| 10-Feb-21 | ADD    | Under Review | 21.1            |
| 10-Dec-20 | ADD    | 22.7         | 19.3            |
| 05-Aug-20 | ADD    | Under Review | 20.6            |

**Cairo Communication**

Target price and market price trend (-1Y)



Historical recommendations and target price trend (-1Y)

| Date      | Rating | TP (EUR)     | Mkt Price (EUR) |
|-----------|--------|--------------|-----------------|
| 5-Oct-20  | ADD    | 1.41         | 1.28            |
| 26-May-20 | ADD    | 1.63         | 1.42            |
| 15-May-20 | BUY    | Under Review | 1.42            |

**Carraro**

Target price and market price trend (-1Y)

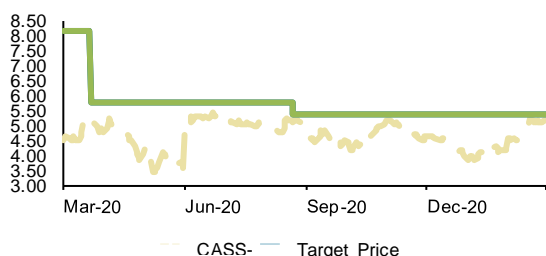


Historical recommendations and target price trend (-1Y)

| Date      | Rating | TP (EUR) | Mkt Price (EUR) |
|-----------|--------|----------|-----------------|
| 22-Mar-21 | BUY    | 3.0      | 2.4             |
| 13-Jul-20 | HOLD   | 1.60     | 1.46            |

**Cattolica Assicurazioni**

Target price and market price trend (-1Y)

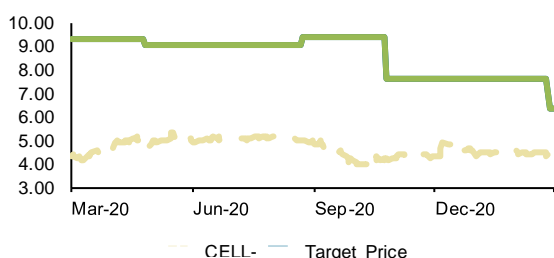


Historical recommendations and target price trend (-1Y)

| Date      | Rating | TP (EUR) | Mkt Price (EUR) |
|-----------|--------|----------|-----------------|
| 15-Sep-20 | HOLD   | 5.4      | 5.1             |
| 15-Apr-20 | HOLD   | 5.8      | 5.1             |

**Cellularline**

Target price and market price trend (-1Y)

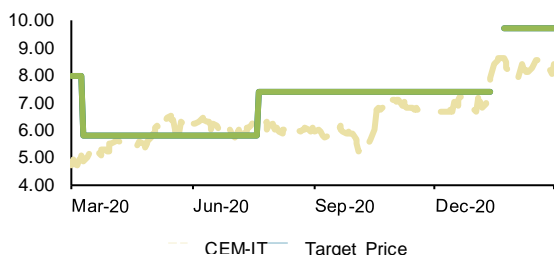


Historical recommendations and target price trend (-1Y)

| Date      | Rating | TP (EUR) | Mkt Price (EUR) |
|-----------|--------|----------|-----------------|
| 22-Mar-21 | BUY    | 6.4      | 4.5             |
| 18-Nov-20 | BUY    | 7.6      | 4.2             |
| 16-Sep-20 | BUY    | 9.4      | 5.0             |
| 19-May-20 | BUY    | 9.1      | 4.5             |

**Cementir Holding**

Target price and market price trend (-1Y)



Historical recommendations and target price trend (-1Y)

| Date      | Rating | TP (EUR)     | Mkt Price (EUR) |
|-----------|--------|--------------|-----------------|
| 15-Feb-21 | ADD    | 9.7          | 8.7             |
| 05-Feb-21 | ADD    | Under Review | 7.9             |
| 13-Aug-20 | ADD    | 7.4          | 6.2             |
| 03-Apr-20 | ADD    | 5.8          | 4.8             |

**Centrale del Latte d'Italia**

Target price and market price trend (-1Y)



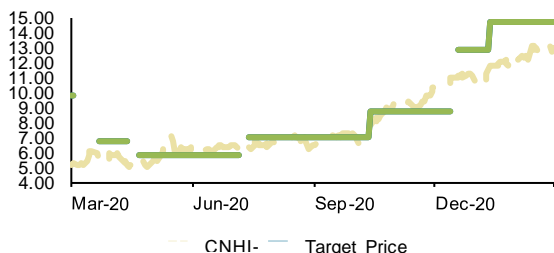
Historical recommendations and target price trend (-1Y)

| Date      | Rating        | TP (EUR) | Mkt Price (EUR) |
|-----------|---------------|----------|-----------------|
| 12-Mar-21 | BUY           | 5.0      | 2.7             |
| 04-Dec-20 | BUY           | 4.5      | 2.4             |
| 27-Jul-20 | BUY           | 3.5      | 2.4             |
| 31-Mar-20 | Tender Shares |          | 2.6             |



**CNH Industrial**

Target price and market price trend (-1Y)



Historical recommendations and target price trend (-1Y)

| Date      | Rating       | TP (EUR)     | Mkt Price (EUR) |
|-----------|--------------|--------------|-----------------|
| 4-Feb-21  | BUY          | 14.7         | 11.9            |
| 11-Jan-21 | ADD          | 12.9         | 11.0            |
| 07-Jan-21 | ADD          | Under Review | 11.0            |
| 06-Nov-20 | ADD          | 8.7          | 7.9             |
| 06-Aug-20 | ADD          | 7.0          | 6.3             |
| 31-Jul-20 | Under Review | Under Review | 5.8             |
| 15-May-20 | HOLD         | 5.8          | 5.1             |
| 07-May-20 | HOLD         | Under Review | 5.0             |
| 15-Apr-20 | HOLD         | 6.7          | 5.4             |
| 30-Mar-20 | HOLD         | Under Review | 5.1             |

**COIMA RES**

Target price and market price trend (-1Y)

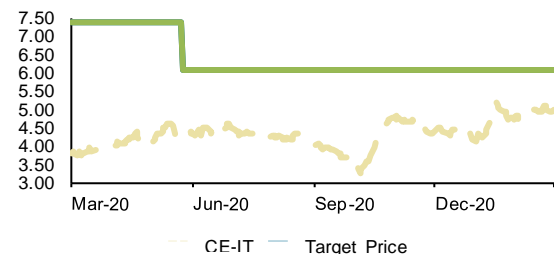


Historical recommendations and target price trend (-1Y)

| Date      | Rating | TP (EUR) | Mkt Price (EUR) |
|-----------|--------|----------|-----------------|
| 25-Mar-21 | BUY    | 9.3      | 6.5             |
| 11-Jan-21 | BUY    | 9.7      | 6.4             |
| 07-Aug-20 | BUY    | 9.5      | 6.3             |
| 14-May-20 | BUY    | 10.5     | 6.1             |

**Credito Emiliano**

Target price and market price trend (-1Y)

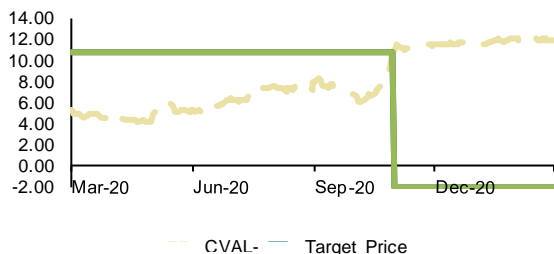


Historical recommendations and target price trend (-1Y)

| Date      | Rating | TP (EUR) | Mkt Price (EUR) |
|-----------|--------|----------|-----------------|
| 17-Jun-20 | BUY    | 6.1      | 4.4             |

**Credito Valtellinese**

Target price and market price trend (-1Y)

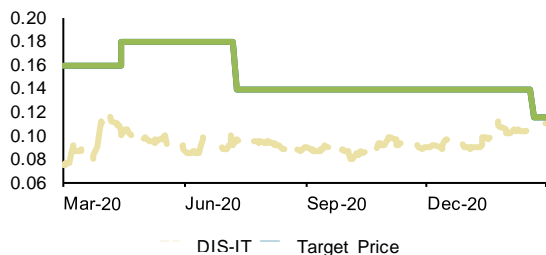


Historical recommendations and target price trend (-1Y)

| Date      | Rating        | TP (EUR) | Mkt Price (EUR) |
|-----------|---------------|----------|-----------------|
| 24-Nov-20 | Tender Shares |          | 10.9            |

**d'Amico International Shipping**

Target price and market price trend (-1Y)

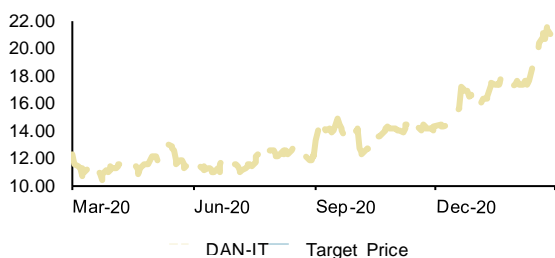


Historical recommendations and target price trend (-1Y)

| Date      | Rating | TP (EUR) | Mkt Price (EUR) |
|-----------|--------|----------|-----------------|
| 15-Mar-21 | HOLD   | 0.11     | 0.11            |
| 03-Aug-20 | BUY    | 0.14     | 0.10            |
| 08-May-20 | BUY    | 0.18     | 0.10            |

**Danieli**

Target price and market price trend (-1Y)

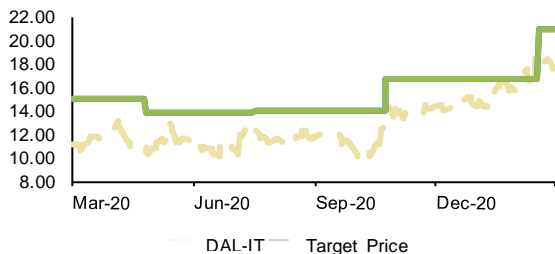


Historical recommendations and target price trend (-1Y)

| Date      | Rating       | TP (EUR)     | Mkt Price (EUR) |
|-----------|--------------|--------------|-----------------|
| 12-Mar-20 | Under Review | Under Review | 9.4             |

**Datalogic**

Target price and market price trend (-1Y)

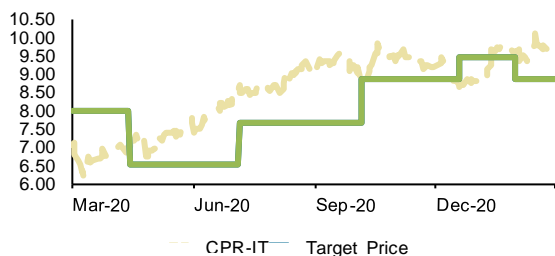


Historical recommendations and target price trend (-1Y)

| Date      | Rating | TP (EUR) | Mkt Price (EUR) |
|-----------|--------|----------|-----------------|
| 12-Mar-21 | ADD    | 21.1     | 18.3            |
| 17-Nov-20 | BUY    | 16.7     | 13.3            |
| 10-Aug-20 | ADD    | 14.1     | 12.5            |
| 19-May-20 | BUY    | 13.9     | 11.0            |

**Davide Campari**

Target price and market price trend (-1Y)

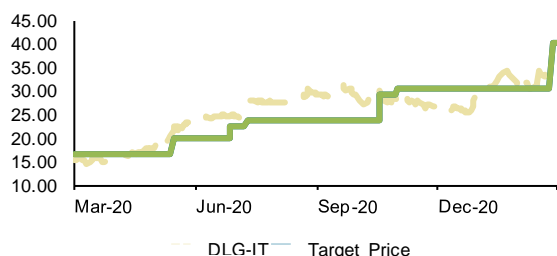


Historical recommendations and target price trend (-1Y)

| Date      | Rating | TP (EUR) | Mkt Price (EUR) |
|-----------|--------|----------|-----------------|
| 23-Feb-21 | HOLD   | 8.9      | 9.6             |
| 12-Jan-21 | HOLD   | 9.5      | 8.7             |
| 30-Oct-20 | HOLD   | 8.9      | 9.0             |
| 29-Jul-20 | HOLD   | 7.7      | 8.7             |
| 07-May-20 | HOLD   | 6.5      | 7.0             |

**De' Longhi**

Target price and market price trend (-1Y)

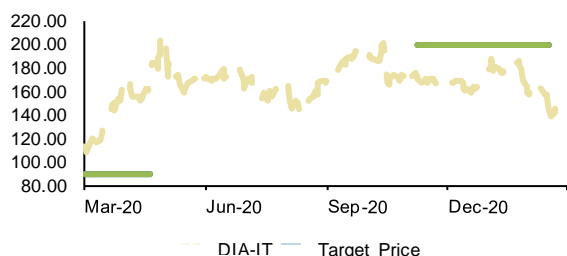


Historical recommendations and target price trend (-1Y)

| Date      | Rating | TP (EUR) | Mkt Price (EUR) |
|-----------|--------|----------|-----------------|
| 22-Mar-21 | BUY    | 40.5     | 35.5            |
| 24-Nov-20 | HOLD   | 30.7     | 27.1            |
| 11-Nov-20 | HOLD   | 29.2     | 30.4            |
| 03-Aug-20 | HOLD   | 24.0     | 27.0            |
| 21-Jul-20 | HOLD   | 22.7     | 24.7            |
| 08-Jun-20 | HOLD   | 20.0     | 21.6            |

**Diasorin**

Target price and market price trend (-1Y)

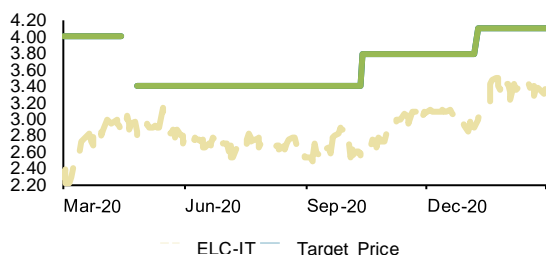


Historical recommendations and target price trend (-1Y)

| Date      | Rating       | TP (EUR)     | Mkt Price (EUR) |
|-----------|--------------|--------------|-----------------|
| 12-Mar-21 | ADD          | Under Review | 139.6           |
| 01-Dec-20 | ADD          | 200.1        | 172.2           |
| 14-May-20 | Under Review | Under Review | 177.0           |

**Elica**

Target price and market price trend (-1Y)

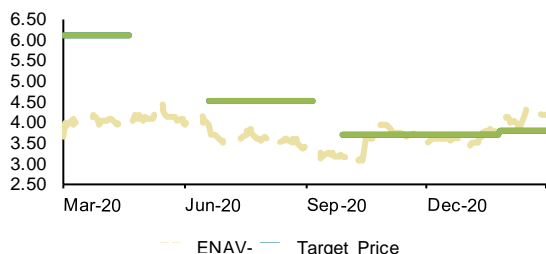


Historical recommendations and target price trend (-1Y)

| Date      | Rating       | TP (EUR)     | Mkt Price (EUR) |
|-----------|--------------|--------------|-----------------|
| 1-Feb-21  | BUY          | 4.1          | 3.0             |
| 06-Nov-20 | BUY          | 3.8          | 2.6             |
| 10-Aug-20 | BUY          | 3.4          | 2.7             |
| 20-May-20 | ADD          | 3.4          | 2.8             |
| 08-May-20 | Under Review | Under Review | 2.9             |

**ENAV**

Target price and market price trend (-1Y)

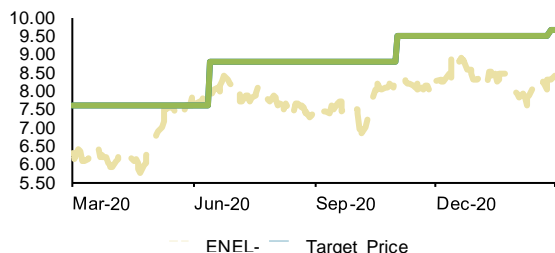


Historical recommendations and target price trend (-1Y)

| Date      | Rating       | TP (EUR)     | Mkt Price (EUR) |
|-----------|--------------|--------------|-----------------|
| 18-Feb-21 | HOLD         | 3.8          | 3.7             |
| 22-Oct-20 | ADD          | 3.7          | 3.1             |
| 30-Sep-20 | Under Review | Under Review | 3.2             |
| 13-Jul-20 | HOLD         | 4.5          | 3.9             |
| 15-May-20 | Under Review | Under Review | 4.0             |

**Enel**

Target price and market price trend (-1Y)

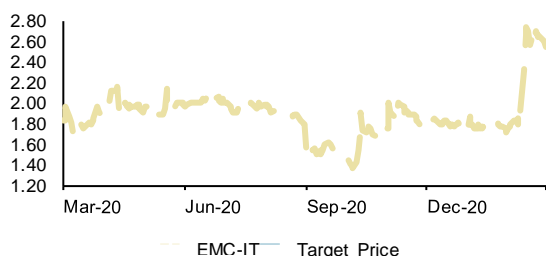


Historical recommendations and target price trend (-1Y)

| Date      | Rating | TP (EUR) | Mkt Price (EUR) |
|-----------|--------|----------|-----------------|
| 22-Mar-21 | ADD    | 9.7      | 8.3             |
| 25-Nov-20 | ADD    | 9.5      | 8.5             |
| 07-Jul-20 | ADD    | 8.8      | 8.0             |

**Energica Motor Company**

Target price and market price trend (-1Y)

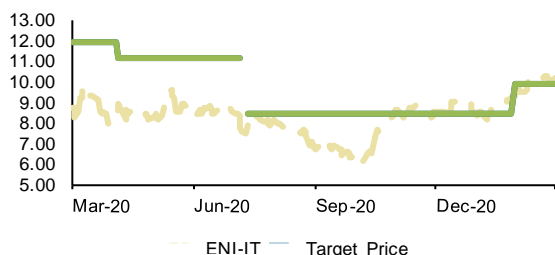


Historical recommendations and target price trend (-1Y)

| Date      | Rating    | TP (EUR) | Mkt Price (EUR) |
|-----------|-----------|----------|-----------------|
| 01-Oct-20 | No Rating |          | 1.57            |

**Eni**

Target price and market price trend (-1Y)

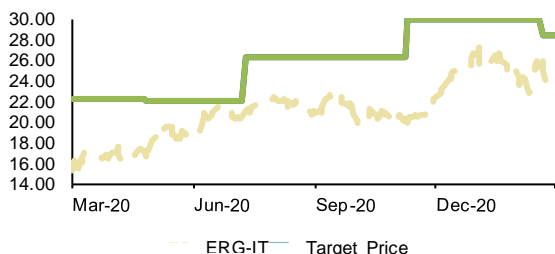


Historical recommendations and target price trend (-1Y)

| Date      | Rating       | TP (EUR)     | Mkt Price (EUR) |
|-----------|--------------|--------------|-----------------|
| 22-Feb-21 | HOLD         | 9.9          | 9.4             |
| 04-Aug-20 | HOLD         | 8.5          | 7.9             |
| 31-Jul-20 | Under Review | Under Review | 7.5             |
| 28-Apr-20 | BUY          | 11.2         | 8.7             |

**ERG**

Target price and market price trend (-1Y)

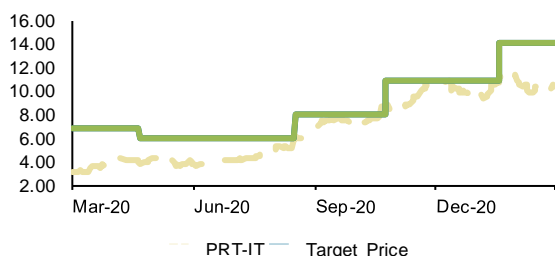


Historical recommendations and target price trend (-1Y)

| Date      | Rating | TP (EUR) | Mkt Price (EUR) |
|-----------|--------|----------|-----------------|
| 15-Mar-21 | ADD    | 28.4     | 26.0            |
| 03-Dec-20 | BUY    | 30.0     | 19.9            |
| 03-Aug-20 | BUY    | 26.4     | 21.1            |
| 19-May-20 | BUY    | 22.0     | 16.7            |

**Esprinet**

Target price and market price trend (-1Y)

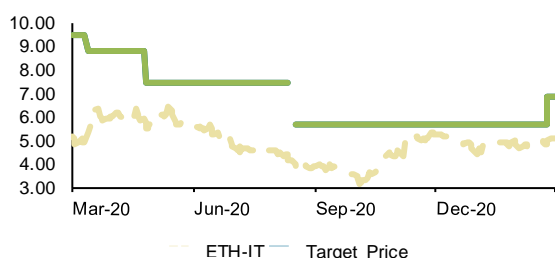


Historical recommendations and target price trend (-1Y)

| Date      | Rating | TP (EUR) | Mkt Price (EUR) |
|-----------|--------|----------|-----------------|
| 11-Feb-21 | BUY    | 14.1     | 11.4            |
| 17-Nov-20 | BUY    | 11.0     | 8.9             |
| 09-Sep-20 | BUY    | 8.1      | 6.1             |
| 15-May-20 | BUY    | 6.0      | 3.9             |

**Eurotech**

Target price and market price trend (-1Y)

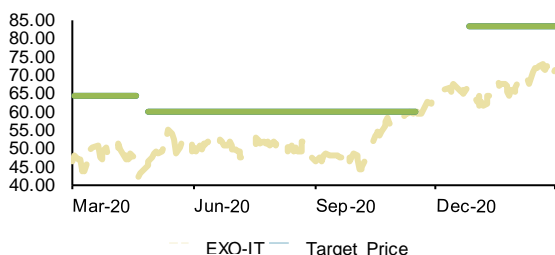


Historical recommendations and target price trend (-1Y)

| Date      | Rating       | TP (EUR)     | Mkt Price (EUR) |
|-----------|--------------|--------------|-----------------|
| 19-Mar-21 | BUY          | 6.9          | 5.1             |
| 09-Sep-20 | BUY          | 5.7          | 4.0             |
| 07-Sep-20 | Under Review | Under Review | 4.2             |
| 19-May-20 | BUY          | 7.5          | 5.7             |
| 06-Apr-20 | BUY          | 8.8          | 5.3             |

**EXOR**

Target price and market price trend (-1Y)

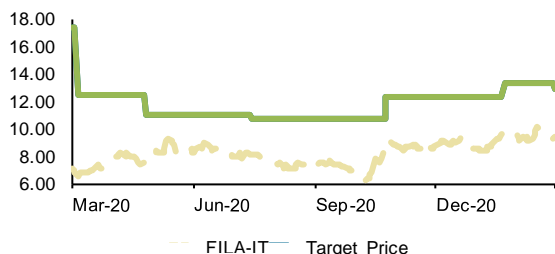


Historical recommendations and target price trend (-1Y)

| Date      | Rating | TP (EUR)     | Mkt Price (EUR) |
|-----------|--------|--------------|-----------------|
| 19-Jan-21 | BUY    | 83.4         | 66.2            |
| 10-Dec-20 | BUY    | Under Review | 60.2            |
| 21-May-20 | BUY    | 59.9         | 45.4            |
| 13-May-20 | BUY    | Under Review | 43.9            |
| 27-Mar-20 | BUY    | 64.1         | 47.8            |

**F.I.L.A.**

Target price and market price trend (-1Y)

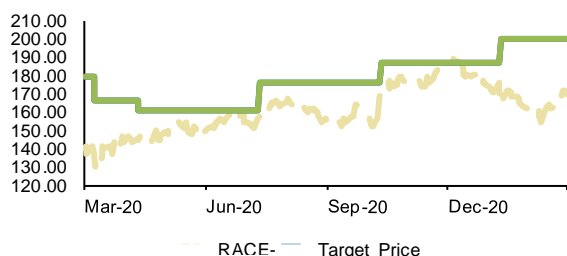


Historical recommendations and target price trend (-1Y)

| Date      | Rating | TP (EUR) | Mkt Price (EUR) |
|-----------|--------|----------|-----------------|
| 24-Mar-21 | BUY    | 13.0     | 9.5             |
| 15-Feb-21 | BUY    | 13.3     | 9.8             |
| 17-Nov-20 | BUY    | 12.4     | 9.0             |
| 07-Aug-20 | BUY    | 10.7     | 8.1             |
| 19-May-20 | BUY    | 11.0     | 7.3             |
| 30-Mar-20 | BUY    | 12.5     | 6.5             |

**Ferrari**

Target price and market price trend (-1Y)

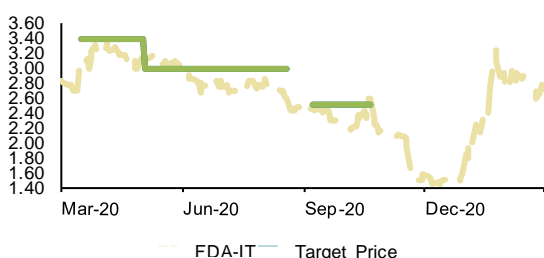


Historical recommendations and target price trend (-1Y)

| Date      | Rating | TP (EUR) | Mkt Price (EUR) |
|-----------|--------|----------|-----------------|
| 3-Feb-21  | ADD    | 200.4    | 164.9           |
| 04-Nov-20 | ADD    | 187.5    | 172.2           |
| 04-Aug-20 | ADD    | 176.0    | 157.8           |
| 05-May-20 | ADD    | 160.6    | 144.6           |
| 02-Apr-20 | ADD    | 166.2    | 135.4           |

**Fidia**

Target price and market price trend (-1Y)

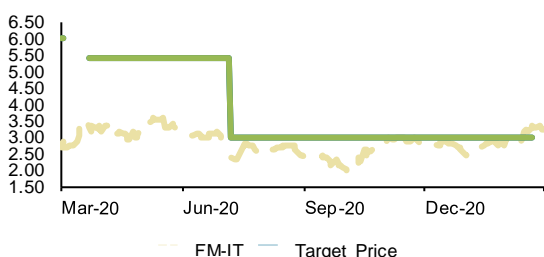


Historical recommendations and target price trend (-1Y)

| Date      | Rating       | TP (EUR)     | Mkt Price (EUR) |
|-----------|--------------|--------------|-----------------|
| 16-Nov-20 | Under Review | Under Review | 2.3             |
| 01-Oct-20 | HOLD         | 2.5          | 2.5             |
| 14-Sep-20 | Under Review | Under Review | 2.4             |
| 27-May-20 | HOLD         | 3.0          | 3.1             |
| 09-Apr-20 | ADD          | 3.4          | 3.0             |

**Fiera Milano**

Target price and market price trend (-1Y)

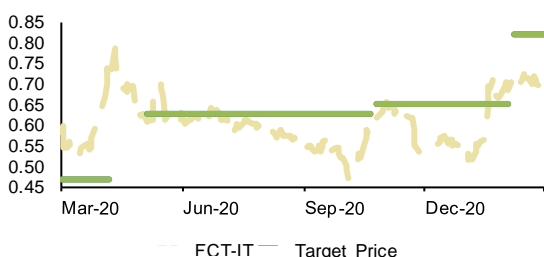


Historical recommendations and target price trend (-1Y)

| Date      | Rating       | TP (EUR)     | Mkt Price (EUR) |
|-----------|--------------|--------------|-----------------|
| 16-Mar-21 | Under Review | Under Review | 3.3             |
| 31-Jul-20 | HOLD         | 3.0          | 2.4             |
| 15-Apr-20 | BUY          | 5.4          | 3.3             |
| 30-Mar-20 | Under Review | Under Review | 2.7             |

**Fincantieri**

Target price and market price trend (-1Y)

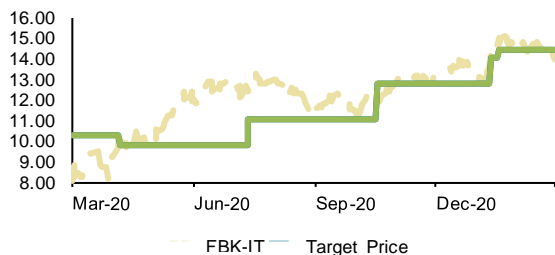


Historical recommendations and target price trend (-1Y)

| Date      | Rating       | TP (EUR)     | Mkt Price (EUR) |
|-----------|--------------|--------------|-----------------|
| 2-Mar-21  | ADD          | 0.82         | 0.69            |
| 26-Feb-21 | Under Review | Under Review | 0.69            |
| 18-Nov-20 | HOLD         | 0.65         | 0.62            |
| 16-Nov-20 | HOLD         | Under Review | 0.60            |
| 29-May-20 | HOLD         | 0.63         | 0.61            |
| 04-May-20 | HOLD         | Under Review | 0.79            |

**Finecobank**

Target price and market price trend (-1Y)

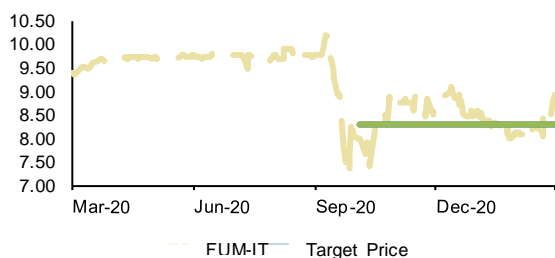


Historical recommendations and target price trend (-1Y)

| Date      | Rating | TP (EUR) | Mkt Price (EUR) |
|-----------|--------|----------|-----------------|
| 10-Feb-21 | HOLD   | 14.5     | 15.0            |
| 04-Feb-21 | HOLD   | 14.1     | 14.5            |
| 10-Nov-20 | HOLD   | 12.8     | 12.0            |
| 05-Aug-20 | HOLD   | 11.1     | 12.5            |
| 30-Apr-20 | HOLD   | 9.8      | 10.1            |

**Franchi Umberto Marmi**

Target price and market price trend (-1Y)

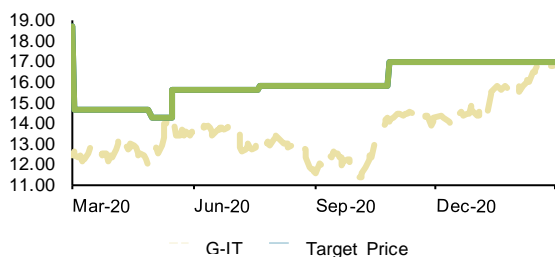


Historical recommendations and target price trend (-1Y)

| Date      | Rating | TP (EUR) | Mkt Price (EUR) |
|-----------|--------|----------|-----------------|
| 28-Oct-20 | HOLD   | 8.3      | 8.0             |

**Generali**

Target price and market price trend (-1Y)

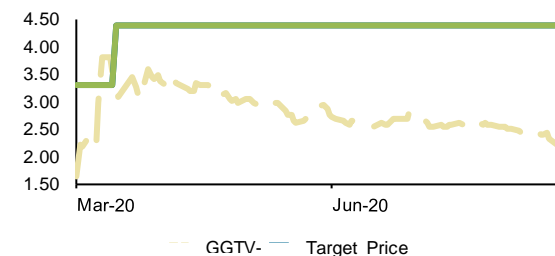


Historical recommendations and target price trend (-1Y)

| Date      | Rating | TP (EUR) | Mkt Price (EUR) |
|-----------|--------|----------|-----------------|
| 19-Nov-20 | ADD    | 17.0     | 14.1            |
| 13-Aug-20 | ADD    | 15.8     | 13.2            |
| 09-Jun-20 | ADD    | 15.6     | 14.3            |
| 25-May-20 | BUY    | 14.3     | 12.1            |
| 26-Mar-20 | BUY    | 14.7     | 12.7            |

**Giglio Group**

Target price and market price trend (-1Y)

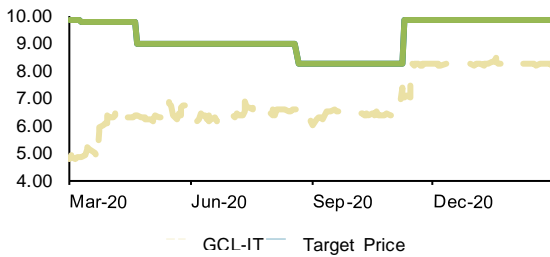


Historical recommendations and target price trend (-1Y)

| Date      | Rating | TP (EUR) | Mkt Price (EUR) |
|-----------|--------|----------|-----------------|
| 22-Dec-20 | BUY    | 4.1      | 2.2             |
| 08-Apr-20 | BUY    | 4.4      | 3.4             |

**Guala Closures**

Target price and market price trend (-1Y)

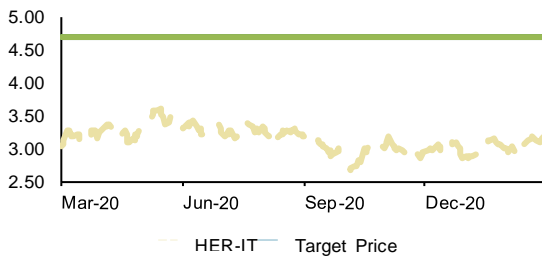


Historical recommendations and target price trend (-1Y)

| Date      | Rating | TP (EUR) | Mkt Price (EUR) |
|-----------|--------|----------|-----------------|
| 3-Dec-20  | BUY    | 9.9      | 7.0             |
| 14-Sep-20 | BUY    | 8.3      | 6.6             |
| 15-May-20 | BUY    | 9.0      | 6.4             |
| 03-Apr-20 | BUY    | 9.8      | 4.9             |

**Hera**

Target price and market price trend (-1Y)

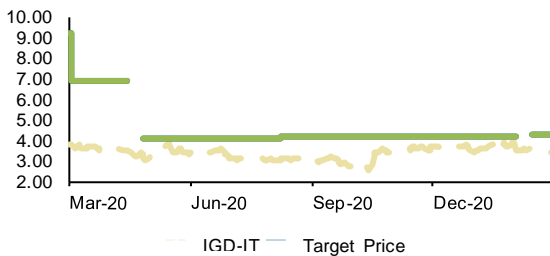


Historical recommendations and target price trend (-1Y)

| Date      | Rating | TP (EUR) | Mkt Price (EUR) |
|-----------|--------|----------|-----------------|
| 13-Jan-20 | BUY    | 4.7      | 3.9             |

**IGD**

Target price and market price trend (-1Y)

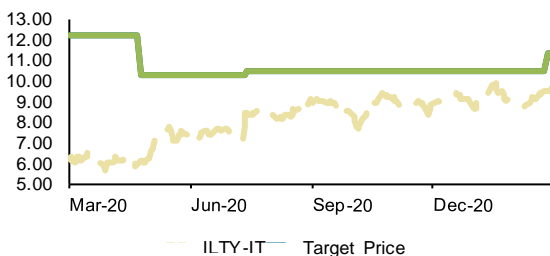


Historical recommendations and target price trend (-1Y)

| Date      | Rating       | TP (EUR)     | Mkt Price (EUR) |
|-----------|--------------|--------------|-----------------|
| 10-Mar-21 | ADD          | 4.3          | 3.6             |
| 26-Feb-21 | Under Review | Under Review | 3.5             |
| 01-Sep-20 | BUY          | 4.2          | 3.1             |
| 20-May-20 | ADD          | 4.1          | 3.1             |
| 08-May-20 | Under Review | Under Review | 3.5             |
| 27-Mar-20 | BUY          | 6.9          | 3.8             |

**illimity**

Target price and market price trend (-1Y)



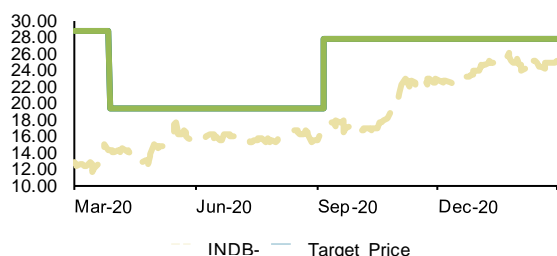
Historical recommendations and target price trend (-1Y)

| Date      | Rating | TP (EUR) | Mkt Price (EUR) |
|-----------|--------|----------|-----------------|
| 22-Mar-21 | BUY    | 11.4     | 9.6             |
| 06-Aug-20 | BUY    | 10.5     | 8.4             |
| 18-May-20 | BUY    | 10.3     | 6.1             |



**Indel B**

Target price and market price trend (-1Y)

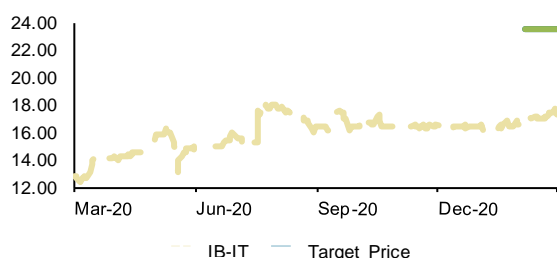


Historical recommendations and target price trend (-1Y)

| Date      | Rating | TP (EUR) | Mkt Price (EUR) |
|-----------|--------|----------|-----------------|
| 30-Sep-20 | BUY    | 27.8     | 17.1            |
| 21-Apr-20 | BUY    | 19.4     | 14.4            |

**Iniziativa Bresciane**

Target price and market price trend (-1Y)

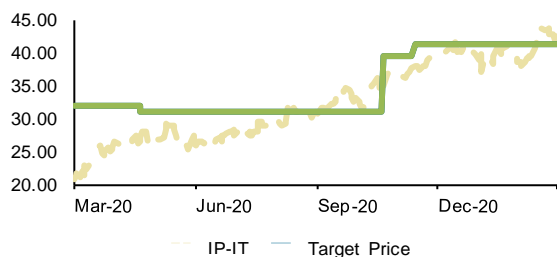


Historical recommendations and target price trend (-1Y)

| Date      | Rating | TP (EUR) | Mkt Price (EUR) |
|-----------|--------|----------|-----------------|
| 01-Mar-21 | BUY    | 23.6     | 16.7            |

**Interpump Group**

Target price and market price trend (-1Y)

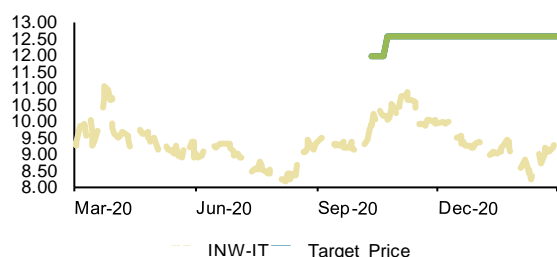


Historical recommendations and target price trend (-1Y)

| Date      | Rating | TP (EUR) | Mkt Price (EUR) |
|-----------|--------|----------|-----------------|
| 7-Dec-20  | ADD    | 41.5     | 38.1            |
| 13-Nov-20 | ADD    | 39.5     | 35.0            |
| 14-May-20 | ADD    | 31.0     | 27.2            |

**INWIT**

Target price and market price trend (-1Y)

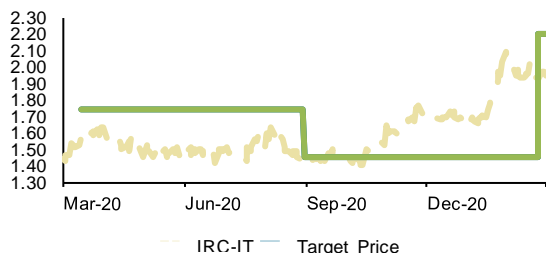


Historical recommendations and target price trend (-1Y)

| Date      | Rating | TP (EUR) | Mkt Price (EUR) |
|-----------|--------|----------|-----------------|
| 16-Nov-20 | BUY    | 12.6     | 10.2            |
| 05-Nov-20 | BUY    | 12.0     | 9.9             |

**Irce**

Target price and market price trend (-1Y)

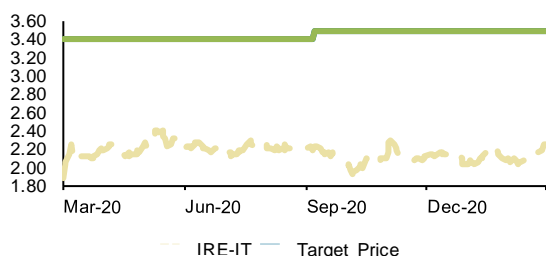


Historical recommendations and target price trend (-1Y)

| Date      | Rating | TP (EUR) | Mkt Price (EUR) |
|-----------|--------|----------|-----------------|
| 19-Mar-21 | ADD    | 2.2      | 1.93            |
| 23-Sep-20 | HOLD   | 1.45     | 1.45            |
| 08-Apr-20 | ADD    | 1.75     | 1.63            |

**Iren**

Target price and market price trend (-1Y)

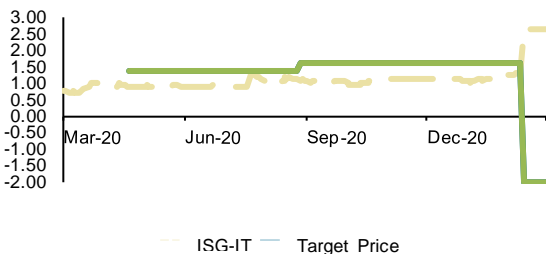


Historical recommendations and target price trend (-1Y)

| Date     | Rating | TP (EUR) | Mkt Price (EUR) |
|----------|--------|----------|-----------------|
| 1-Oct-20 | BUY    | 3.5      | 2.2             |

**Isagro**

Target price and market price trend (-1Y)

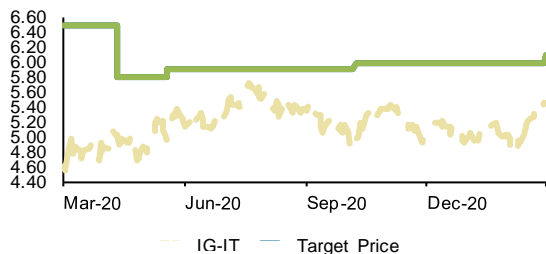


Historical recommendations and target price trend (-1Y)

| Date      | Rating        | TP (EUR) | Mkt Price (EUR) |
|-----------|---------------|----------|-----------------|
| 8-Mar-21  | Tender Shares |          | 2.7             |
| 21-Sep-20 | BUY           | 1.61     | 1.09            |
| 14-May-20 | BUY           | 1.40     | 0.89            |

**Italgas**

Target price and market price trend (-1Y)

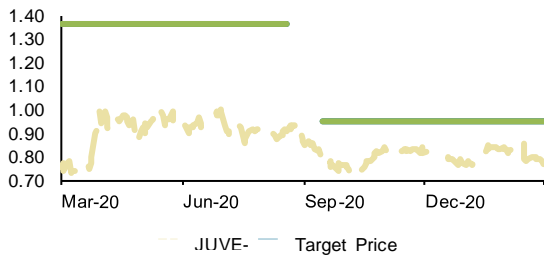


Historical recommendations and target price trend (-1Y)

| Date      | Rating | TP (EUR) | Mkt Price (EUR) |
|-----------|--------|----------|-----------------|
| 24-Mar-21 | ADD    | 6.1      | 5.5             |
| 02-Nov-20 | BUY    | 6.0      | 5.0             |
| 12-Jun-20 | ADD    | 5.9      | 5.1             |
| 05-May-20 | ADD    | 5.8      | 5.0             |

**Juventus FC**

Target price and market price trend (-1Y)

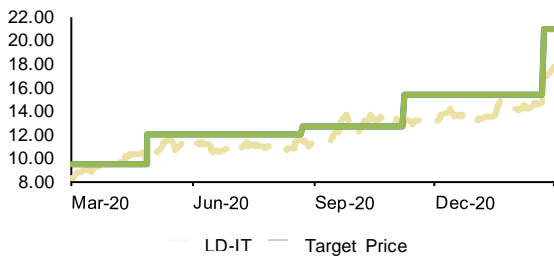


Historical recommendations and target price trend (-1Y)

| Date      | Rating       | TP (EUR)     | Mkt Price (EUR) |
|-----------|--------------|--------------|-----------------|
| 9-Oct-20  | ADD          | 0.95         | 0.80            |
| 14-Sep-20 | Under Review | Under Review | 0.93            |

**La Doria**

Target price and market price trend (-1Y)

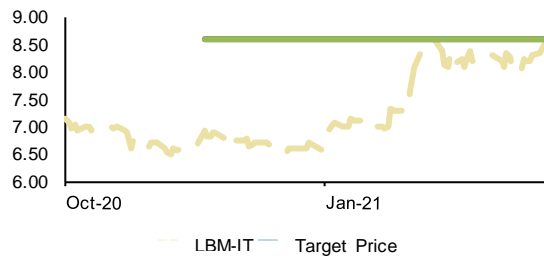


Historical recommendations and target price trend (-1Y)

| Date      | Rating | TP (EUR) | Mkt Price (EUR) |
|-----------|--------|----------|-----------------|
| 17-Mar-21 | BUY    | 21.0     | 15.8            |
| 01-Dec-20 | ADD    | 15.4     | 13.4            |
| 16-Sep-20 | ADD    | 12.7     | 11.5            |
| 22-May-20 | BUY    | 12.0     | 10.3            |

**Labomar**

Target price and market price trend (-1Y)

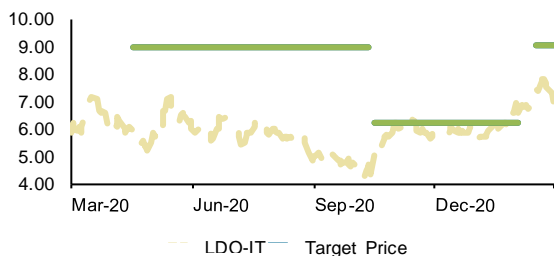


Historical recommendations and target price trend (-1Y)

| Date      | Rating | TP (EUR) | Mkt Price (EUR) |
|-----------|--------|----------|-----------------|
| 23-Nov-20 | BUY    | 8.6      | 7.0             |

**Leonardo**

Target price and market price trend (-1Y)

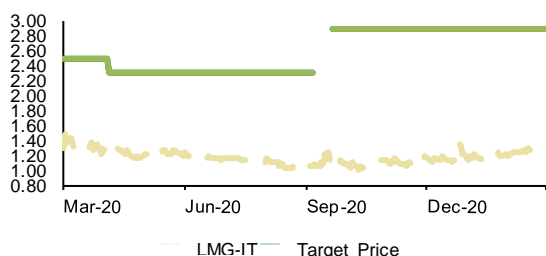


Historical recommendations and target price trend (-1Y)

| Date      | Rating | TP (EUR)     | Mkt Price (EUR) |
|-----------|--------|--------------|-----------------|
| 11-Mar-21 | BUY    | 9.1          | 7.4             |
| 26-Feb-21 | BUY    | Under Review | 6.6             |
| 09-Nov-20 | BUY    | 6.2          | 5.0             |
| 06-Nov-20 | BUY    | Under Review | 4.3             |
| 11-May-20 | BUY    | 9.0          | 5.9             |

**Lucisano Media Group**

Target price and market price trend (-1Y)

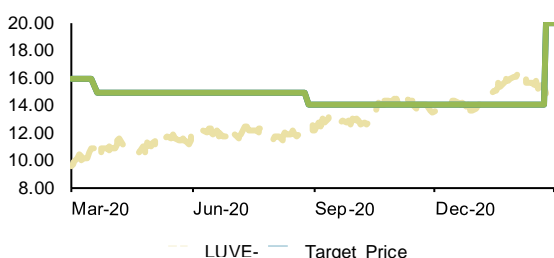


Historical recommendations and target price trend (-1Y)

| Date      | Rating       | TP (EUR)     | Mkt Price (EUR) |
|-----------|--------------|--------------|-----------------|
| 14-Oct-20 | BUY          | 2.9          | 1.13            |
| 01-Oct-20 | Under Review | Under Review | 1.09            |
| 28-Apr-20 | BUY          | 2.3          | 1.24            |

**LU-VE**

Target price and market price trend (-1Y)

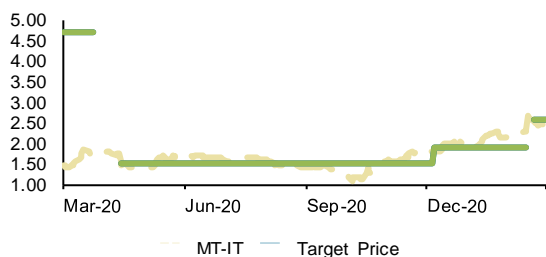


Historical recommendations and target price trend (-1Y)

| Date      | Rating | TP (EUR) | Mkt Price (EUR) |
|-----------|--------|----------|-----------------|
| 18-Mar-21 | BUY    | 20.0     | 14.9            |
| 21-Sep-20 | ADD    | 14.1     | 12.3            |
| 14-Apr-20 | BUY    | 15.0     | 10.9            |

**Maire Tecnimont**

Target price and market price trend (-1Y)

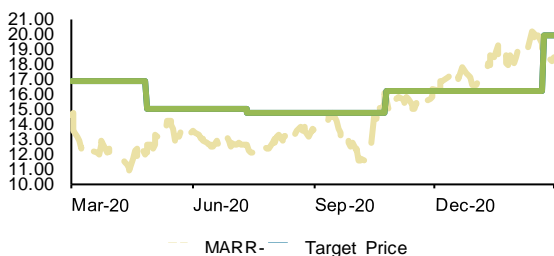


Historical recommendations and target price trend (-1Y)

| Date      | Rating       | TP (EUR)     | Mkt Price (EUR) |
|-----------|--------------|--------------|-----------------|
| 15-Mar-21 | HOLD         | 2.6          | 2.6             |
| 11-Mar-21 | HOLD         | Under Review | 2.7             |
| 30-Dec-20 | HOLD         | 1.90         | 1.82            |
| 08-May-20 | HOLD         | 1.50         | 1.49            |
| 17-Apr-20 | Under Review | Under Review | 1.71            |

**MARR**

Target price and market price trend (-1Y)

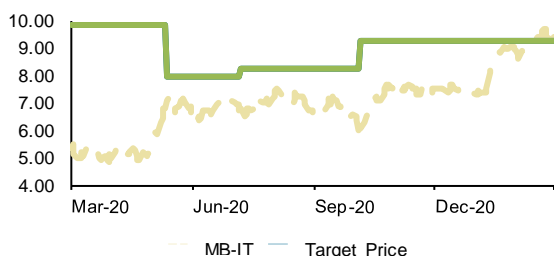


Historical recommendations and target price trend (-1Y)

| Date      | Rating | TP (EUR) | Mkt Price (EUR) |
|-----------|--------|----------|-----------------|
| 17-Mar-21 | HOLD   | 20.0     | 18.1            |
| 18-Nov-20 | HOLD   | 16.2     | 15.7            |
| 05-Aug-20 | ADD    | 14.7     | 12.6            |
| 21-May-20 | BUY    | 15.0     | 12.1            |

**Mediobanca**

Target price and market price trend (-1Y)

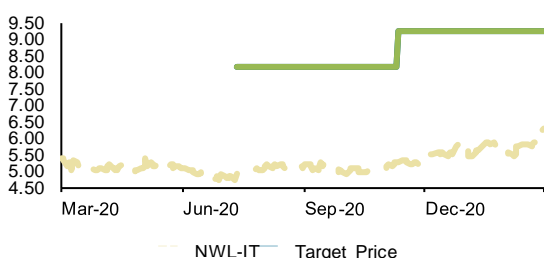


Historical recommendations and target price trend (-1Y)

| Date      | Rating | TP (EUR) | Mkt Price (EUR) |
|-----------|--------|----------|-----------------|
| 29-Oct-20 | BUY    | 9.3      | 6.1             |
| 31-Jul-20 | ADD    | 8.3      | 6.8             |
| 05-Jun-20 | ADD    | 8.0      | 7.1             |

**Newlat Food**

Target price and market price trend (-1Y)

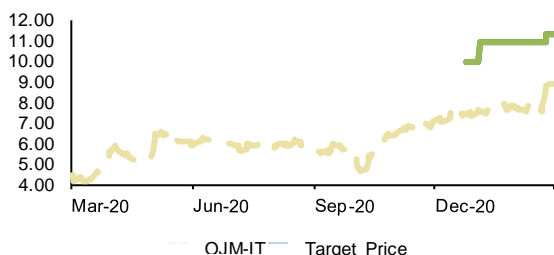


Historical recommendations and target price trend (-1Y)

| Date      | Rating | TP (EUR) | Mkt Price (EUR) |
|-----------|--------|----------|-----------------|
| 4-Dec-20  | BUY    | 9.3      | 5.3             |
| 04-Aug-20 | BUY    | 8.2      | 4.9             |

**Openjobmetis**

Target price and market price trend (-1Y)

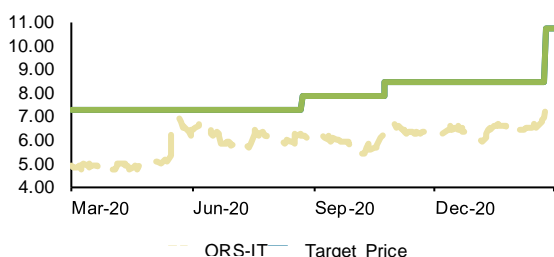


Historical recommendations and target price trend (-1Y)

| Date      | Rating | TP (EUR) | Mkt Price (EUR) |
|-----------|--------|----------|-----------------|
| 19-Mar-21 | BUY    | 11.3     | 8.8             |
| 28-Jan-21 | BUY    | 11.0     | 7.6             |
| 18-Jan-21 | BUY    | 10.0     | 7.4             |

**Orsero**

Target price and market price trend (-1Y)

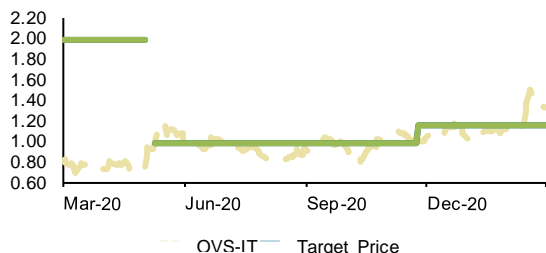


Historical recommendations and target price trend (-1Y)

| Date      | Rating | TP (EUR) | Mkt Price (EUR) |
|-----------|--------|----------|-----------------|
| 18-Mar-21 | BUY    | 10.8     | 7.4             |
| 17-Nov-20 | BUY    | 8.5      | 6.2             |
| 16-Sep-20 | BUY    | 7.9      | 6.2             |

**OVS**

Target price and market price trend (-1Y)

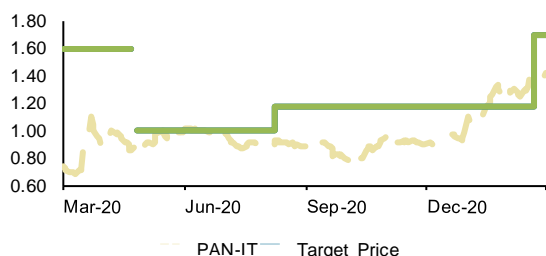


Historical recommendations and target price trend (-1Y)

| Date      | Rating       | TP (EUR)     | Mkt Price (EUR) |
|-----------|--------------|--------------|-----------------|
| 18-Dec-20 | HOLD         | 1.15         | 1.01            |
| 03-Jun-20 | HOLD         | 0.98         | 1.00            |
| 27-May-20 | Under Review | Under Review | 0.87            |

**Panariagroup**

Target price and market price trend (-1Y)

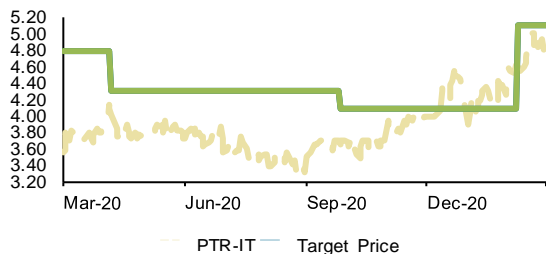


Historical recommendations and target price trend (-1Y)

| Date      | Rating       | TP (EUR)     | Mkt Price (EUR) |
|-----------|--------------|--------------|-----------------|
| 16-Mar-21 | BUY          | 1.70         | 1.42            |
| 01-Sep-20 | BUY          | 1.18         | 0.93            |
| 20-May-20 | ADD          | 1.00         | 0.88            |
| 18-May-20 | Under Review | Under Review | 0.89            |

**Pattern**

Target price and market price trend (-1Y)

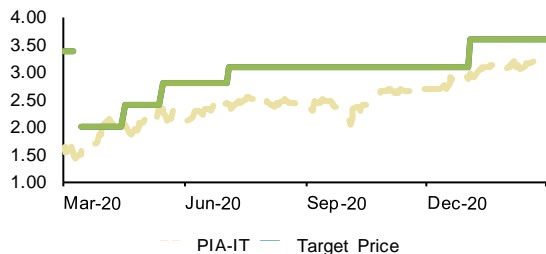


Historical recommendations and target price trend (-1Y)

| Date      | Rating | TP (EUR) | Mkt Price (EUR) |
|-----------|--------|----------|-----------------|
| 3-Mar-21  | ADD    | 5.1      | 4.6             |
| 20-Oct-20 | ADD    | 4.1      | 3.7             |
| 30-Apr-20 | ADD    | 4.3      | 4.0             |

**Piaggio**

Target price and market price trend (-1Y)

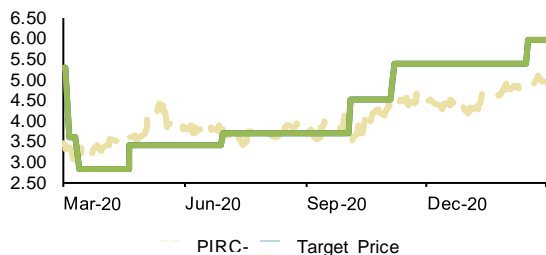


Historical recommendations and target price trend (-1Y)

| Date      | Rating | TP (EUR)     | Mkt Price (EUR) |
|-----------|--------|--------------|-----------------|
| 26-Jan-21 | BUY    | 3.6          | 3.0             |
| 28-Jul-20 | BUY    | 3.1          | 2.4             |
| 08-Jun-20 | BUY    | 2.8          | 2.3             |
| 11-May-20 | BUY    | 2.4          | 2.0             |
| 07-Apr-20 | BUY    | 2.00         | 1.49            |
| 03-Apr-20 | BUY    | Under Review | 1.43            |

**Pirelli**

Target price and market price trend (-1Y)

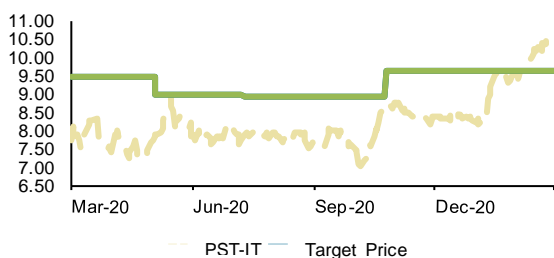


Historical recommendations and target price trend (-1Y)

| Date      | Rating | TP (EUR) | Mkt Price (EUR) |
|-----------|--------|----------|-----------------|
| 11-Mar-21 | BUY    | 6.0      | 4.9             |
| 30-Nov-20 | BUY    | 5.4      | 4.5             |
| 28-Oct-20 | ADD    | 4.5      | 3.5             |
| 23-Jul-20 | HOLD   | 3.7      | 3.8             |
| 14-May-20 | HOLD   | 3.4      | 3.6             |
| 06-Apr-20 | HOLD   | 2.8      | 3.2             |
| 30-Mar-20 | HOLD   | 3.6      | 3.3             |

**Poste Italiane**

Target price and market price trend (-1Y)

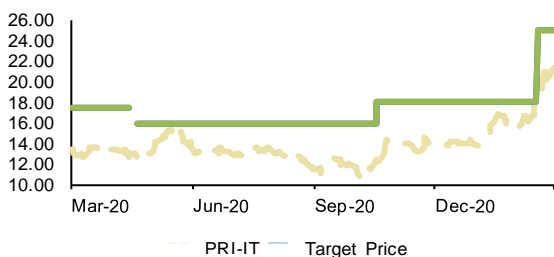


Historical recommendations and target price trend (-1Y)

| Date      | Rating | TP (EUR) | Mkt Price (EUR) |
|-----------|--------|----------|-----------------|
| 25-Mar-21 | ADD    | 12.3     | 10.5            |
| 18-Nov-20 | ADD    | 9.7      | 8.9             |
| 03-Aug-20 | ADD    | 9.0      | 7.9             |
| 28-May-20 | ADD    | 9.0      | 7.9             |

**Prima Industrie**

Target price and market price trend (-1Y)

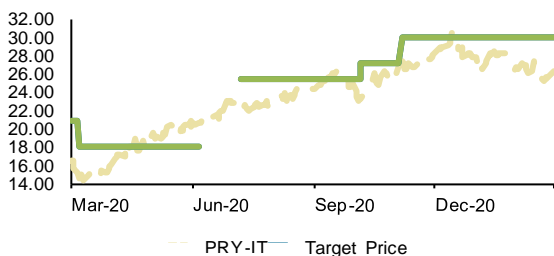


Historical recommendations and target price trend (-1Y)

| Date      | Rating       | TP (EUR)     | Mkt Price (EUR) |
|-----------|--------------|--------------|-----------------|
| 12-Mar-21 | BUY          | 25.0         | 18.0            |
| 11-Nov-20 | BUY          | 18.0         | 12.4            |
| 13-May-20 | BUY          | 16.0         | 12.7            |
| 11-May-20 | Under Review | Under Review | 13.0            |

**Prysmian**

Target price and market price trend (-1Y)

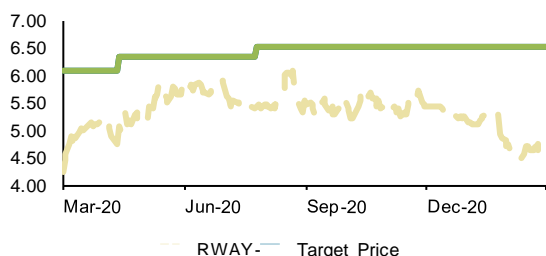


Historical recommendations and target price trend (-1Y)

| Date      | Rating | TP (EUR)     | Mkt Price (EUR) |
|-----------|--------|--------------|-----------------|
| 30-Nov-20 | ADD    | 30.1         | 27.4            |
| 30-Oct-20 | ADD    | 27.2         | 23.3            |
| 31-Jul-20 | ADD    | 25.5         | 21.6            |
| 30-Jun-20 | ADD    | Under Review | 20.6            |
| 31-Mar-20 | ADD    | 18.0         | 14.6            |

**Rai Way**

Target price and market price trend (-1Y)

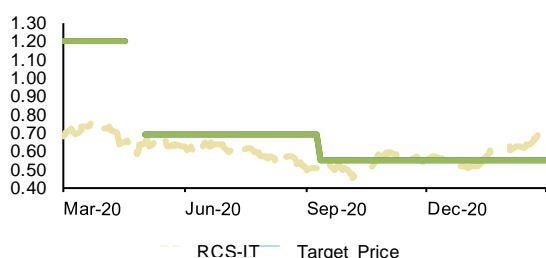


Historical recommendations and target price trend (-1Y)

| Date      | Rating | TP (EUR) | Mkt Price (EUR) |
|-----------|--------|----------|-----------------|
| 18-Aug-20 | BUY    | 6.5      | 5.5             |
| 06-May-20 | BUY    | 6.3      | 5.1             |

**RCS Mediagroup**

Target price and market price trend (-1Y)

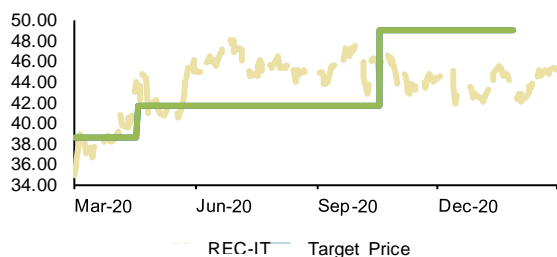


Historical recommendations and target price trend (-1Y)

| Date      | Rating | TP (EUR)     | Mkt Price (EUR) |
|-----------|--------|--------------|-----------------|
| 5-Oct-20  | HOLD   | 0.55         | 0.51            |
| 26-May-20 | HOLD   | 0.69         | 0.64            |
| 12-May-20 | BUY    | Under Review | 0.66            |

**Recordati**

Target price and market price trend (-1Y)

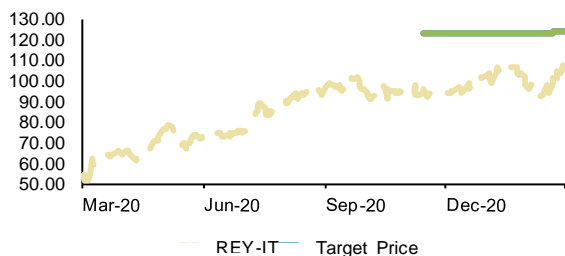


Historical recommendations and target price trend (-1Y)

| Date      | Rating | TP (EUR)     | Mkt Price (EUR) |
|-----------|--------|--------------|-----------------|
| 22-Feb-21 | HOLD   | Under Review | 42.3            |
| 11-Nov-20 | HOLD   | 49.1         | 45.6            |
| 12-May-20 | HOLD   | 41.8         | 43.1            |

**Reply**

Target price and market price trend (-1Y)



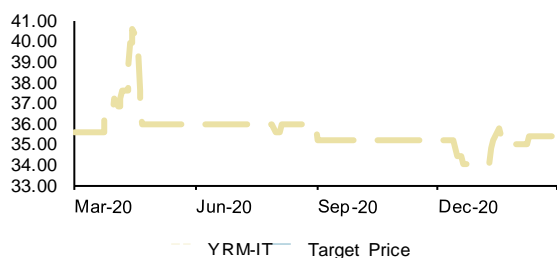
Historical recommendations and target price trend (-1Y)

| Date      | Rating | TP (EUR) | Mkt Price (EUR) |
|-----------|--------|----------|-----------------|
| 16-Mar-21 | BUY    | 124.8    | 107.1           |
| 07-Dec-20 | BUY    | 123.4    | 94.5            |



**Rosetti Marino**

Target price and market price trend (-1Y)

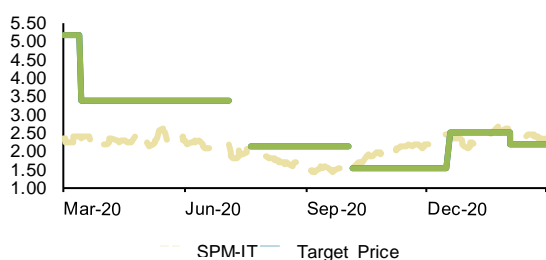


Historical recommendations and target price trend (-1Y)

| Date     | Rating    | TP (EUR) | Mkt Price (EUR) |
|----------|-----------|----------|-----------------|
| 2-Apr-15 | No Rating |          | 36.6            |

**Saipem**

Target price and market price trend (-1Y)

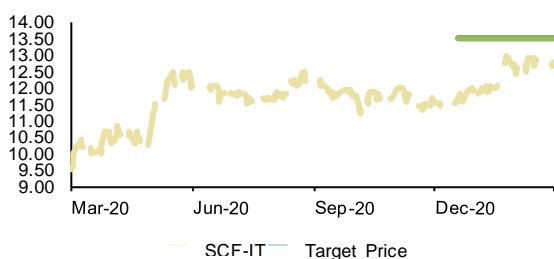


Historical recommendations and target price trend (-1Y)

| Date      | Rating       | TP (EUR)     | Mkt Price (EUR) |
|-----------|--------------|--------------|-----------------|
| 26-Feb-21 | HOLD         | 2.2          | 2.3             |
| 11-Jan-21 | HOLD         | 2.5          | 2.4             |
| 29-Oct-20 | HOLD         | 1.53         | 1.39            |
| 28-Oct-20 | Under Review | Under Review | 1.41            |
| 14-Aug-20 | HOLD         | 2.1          | 1.94            |
| 29-Jul-20 | Under Review | Under Review | 1.96            |
| 07-Apr-20 | BUY          | 3.4          | 2.4             |

**Salcef Group**

Target price and market price trend (-1Y)

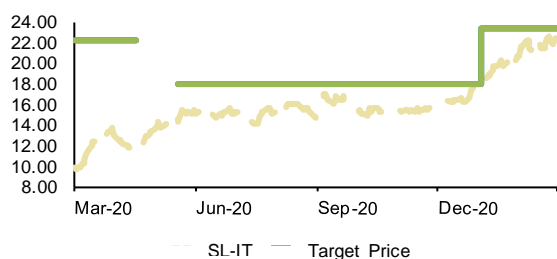


Historical recommendations and target price trend (-1Y)

| Date      | Rating | TP (EUR) | Mkt Price (EUR) |
|-----------|--------|----------|-----------------|
| 12-Jan-21 | ADD    | 13.5     | 11.7            |

**Sanlorenzo**

Target price and market price trend (-1Y)



Historical recommendations and target price trend (-1Y)

| Date      | Rating | TP (EUR)     | Mkt Price (EUR) |
|-----------|--------|--------------|-----------------|
| 27-Jan-21 | BUY    | 23.5         | 18.0            |
| 29-Sep-20 | ADD    | 18.0         | 16.3            |
| 11-Jun-20 | BUY    | 18.0         | 14.6            |
| 12-May-20 | BUY    | Under Review | 12.2            |

**Saras**

Target price and market price trend (-1Y)

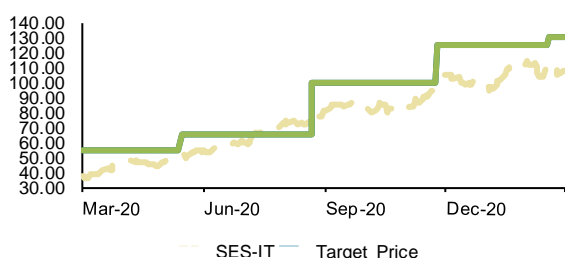


Historical recommendations and target price trend (-1Y)

| Date      | Rating | TP (EUR) | Mkt Price (EUR) |
|-----------|--------|----------|-----------------|
| 15-May-20 | HOLD   | 0.87     | 0.77            |

**SeSa**

Target price and market price trend (-1Y)

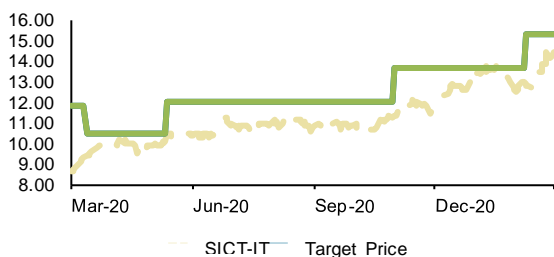


Historical recommendations and target price trend (-1Y)

| Date      | Rating | TP (EUR) | Mkt Price (EUR) |
|-----------|--------|----------|-----------------|
| 12-Mar-21 | BUY    | 130.4    | 110.8           |
| 18-Dec-20 | BUY    | 125.0    | 100.2           |
| 15-Sep-20 | BUY    | 100.7    | 80.0            |
| 08-Jun-20 | BUY    | 65.0     | 51.8            |

**SICIT Group**

Target price and market price trend (-1Y)

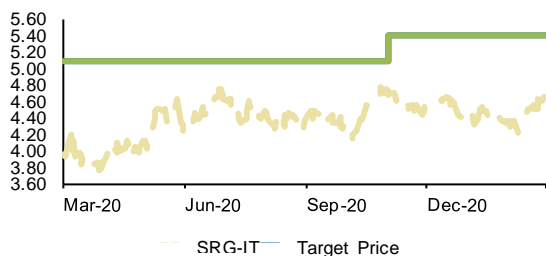


Historical recommendations and target price trend (-1Y)

| Date      | Rating | TP (EUR) | Mkt Price (EUR) |
|-----------|--------|----------|-----------------|
| 3-Mar-21  | ADD    | 15.3     | 13.0            |
| 24-Nov-20 | BUY    | 13.7     | 11.4            |
| 05-Jun-20 | ADD    | 12.0     | 10.5            |
| 06-Apr-20 | ADD    | 10.5     | 9.4             |

**Snam**

Target price and market price trend (-1Y)

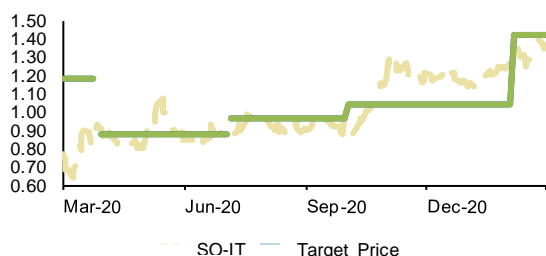


Historical recommendations and target price trend (-1Y)

| Date      | Rating | TP (EUR) | Mkt Price (EUR) |
|-----------|--------|----------|-----------------|
| 26-Nov-20 | ADD    | 5.4      | 4.7             |
| 12-May-20 | BUY    | 5.1      | 4.1             |

**Sogefi**

Target price and market price trend (-1Y)

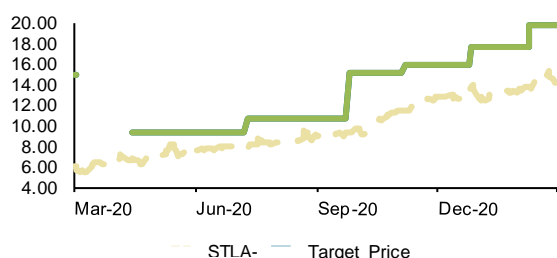


Historical recommendations and target price trend (-1Y)

| Date      | Rating | TP (EUR)     | Mkt Price (EUR) |
|-----------|--------|--------------|-----------------|
| 1-Mar-21  | HOLD   | 1.42         | 1.35            |
| 26-Oct-20 | HOLD   | 1.05         | 0.94            |
| 29-Jul-20 | HOLD   | 0.97         | 0.90            |
| 28-Jul-20 | HOLD   | Under Review | 0.89            |
| 23-Apr-20 | HOLD   | 0.88         | 0.91            |
| 17-Apr-20 | HOLD   | Under Review | 0.85            |

**Stellantis**

Target price and market price trend (-1Y)

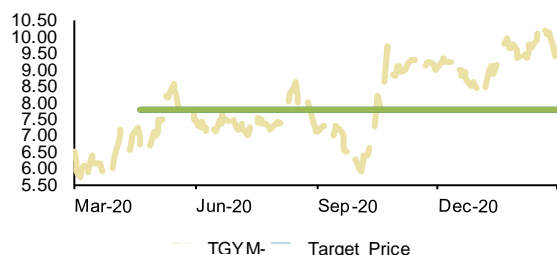


Historical recommendations and target price trend (-1Y)

| Date      | Rating | TP (EUR)     | Mkt Price (EUR) |
|-----------|--------|--------------|-----------------|
| 4-Mar-21  | BUY    | 19.9         | 13.8            |
| 19-Jan-21 | BUY    | 17.8         | 13.9            |
| 30-Nov-20 | BUY    | 16.0         | 11.4            |
| 19-Oct-20 | BUY    | 15.3         | 9.4             |
| 03-Aug-20 | BUY    | 10.7         | 7.9             |
| 07-May-20 | BUY    | 9.4          | 6.6             |
| 27-Mar-20 | BUY    | Under Review | 5.7             |

**Technogym**

Target price and market price trend (-1Y)

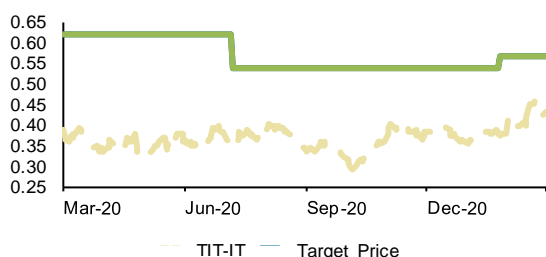


Historical recommendations and target price trend (-1Y)

| Date      | Rating | TP (EUR) | Mkt Price (EUR) |
|-----------|--------|----------|-----------------|
| 14-May-20 | HOLD   | 7.8      | 6.6             |

**Telecom Italia**

Target price and market price trend (-1Y)

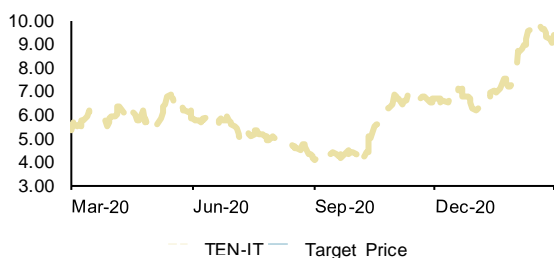


Historical recommendations and target price trend (-1Y)

| Date      | Rating | TP (EUR) | Mkt Price (EUR) |
|-----------|--------|----------|-----------------|
| 18-Feb-21 | BUY    | 0.57     | 0.38            |
| 31-Jul-20 | BUY    | 0.54     | 0.34            |

**Tenaris**

Target price and market price trend (-1Y)

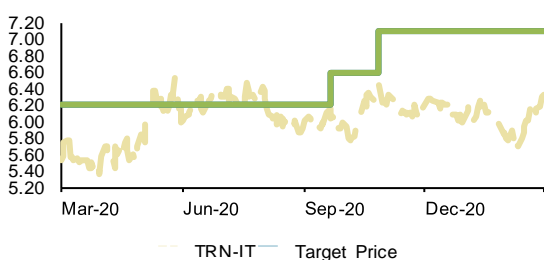


Historical recommendations and target price trend (-1Y)

| Date      | Rating       | TP (EUR)     | Mkt Price (EUR) |
|-----------|--------------|--------------|-----------------|
| 31-Oct-19 | Under Review | Under Review | 9.1             |

**Terna**

Target price and market price trend (-1Y)

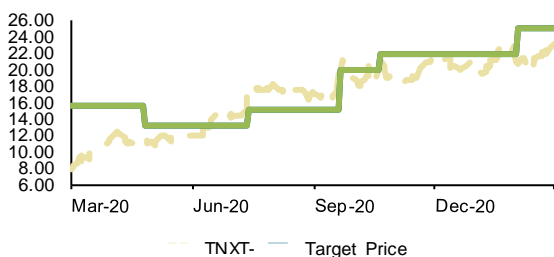


Historical recommendations and target price trend (-1Y)

| Date      | Rating | TP (EUR) | Mkt Price (EUR) |
|-----------|--------|----------|-----------------|
| 20-Nov-20 | ADD    | 7.1      | 6.5             |
| 15-Oct-20 | ADD    | 6.6      | 6.0             |

**Tinexta**

Target price and market price trend (-1Y)

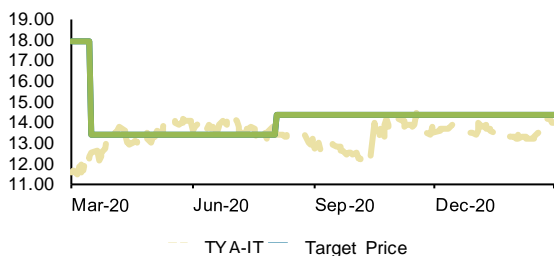


Historical recommendations and target price trend (-1Y)

| Date      | Rating | TP (EUR) | Mkt Price (EUR) |
|-----------|--------|----------|-----------------|
| 25-Feb-21 | ADD    | 25.0     | 21.3            |
| 13-Nov-20 | ADD    | 22.0     | 21.2            |
| 14-Oct-20 | ADD    | 20.0     | 19.6            |
| 06-Aug-20 | HOLD   | 15.2     | 18.0            |
| 24-Jun-20 | ADD    | 13.2     | 12.0            |
| 19-May-20 | ADD    | 13.3     | 11.1            |

**Toscana Aeroporti**

Target price and market price trend (-1Y)

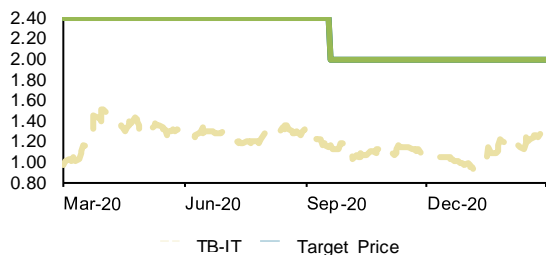


Historical recommendations and target price trend (-1Y)

| Date      | Rating | TP (EUR) | Mkt Price (EUR) |
|-----------|--------|----------|-----------------|
| 27-Aug-20 | HOLD   | 14.4     | 13.4            |
| 09-Apr-20 | HOLD   | 13.4     | 12.5            |

**Triboo**

Target price and market price trend (-1Y)

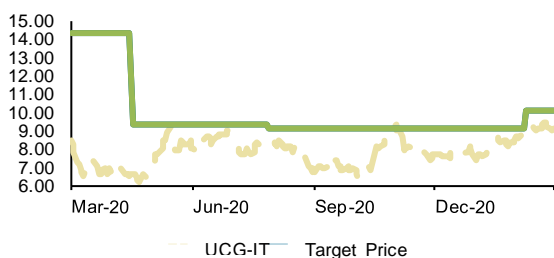


Historical recommendations and target price trend (-1Y)

| Date      | Rating | TP (EUR) | Mkt Price (EUR) |
|-----------|--------|----------|-----------------|
| 13-Oct-20 | BUY    | 2.00     | 1.17            |

**Unicredit**

Target price and market price trend (-1Y)

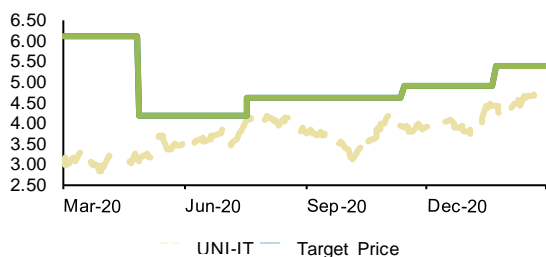


Historical recommendations and target price trend (-1Y)

| Date      | Rating | TP (EUR) | Mkt Price (EUR) |
|-----------|--------|----------|-----------------|
| 3-Mar-21  | ADD    | 10.1     | 9.0             |
| 21-Aug-20 | ADD    | 9.1      | 8.1             |
| 11-May-20 | BUY    | 9.4      | 6.6             |

**Unipol**

Target price and market price trend (-1Y)

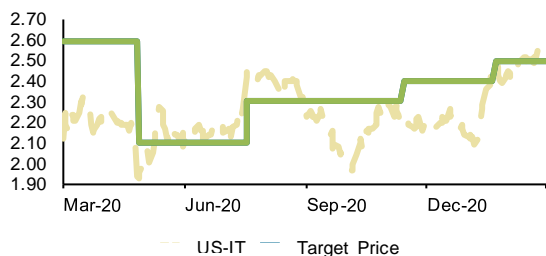


Historical recommendations and target price trend (-1Y)

| Date      | Rating | TP (EUR) | Mkt Price (EUR) |
|-----------|--------|----------|-----------------|
| 15-Feb-21 | BUY    | 5.4      | 4.4             |
| 07-Dec-20 | BUY    | 4.9      | 3.9             |
| 11-Aug-20 | BUY    | 4.6      | 4.1             |
| 21-May-20 | BUY    | 4.2      | 3.1             |

**UnipolSai**

Target price and market price trend (-1Y)

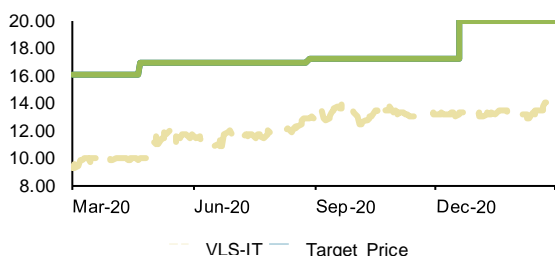


Historical recommendations and target price trend (-1Y)

| Date      | Rating | TP (EUR) | Mkt Price (EUR) |
|-----------|--------|----------|-----------------|
| 15-Feb-21 | HOLD   | 2.5      | 2.5             |
| 07-Dec-20 | HOLD   | 2.4      | 2.2             |
| 11-Aug-20 | HOLD   | 2.3      | 2.5             |
| 21-May-20 | HOLD   | 2.1      | 1.92            |

**Valsoia**

Target price and market price trend (-1Y)

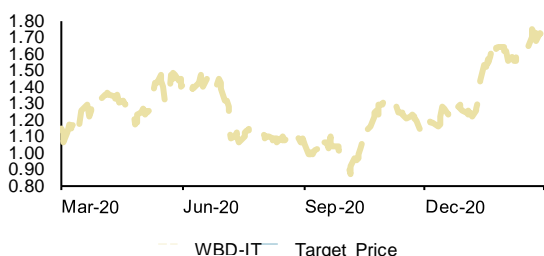


Historical recommendations and target price trend (-1Y)

| Date      | Rating | TP (EUR) | Mkt Price (EUR) |
|-----------|--------|----------|-----------------|
| 12-Jan-21 | BUY    | 20.0     | 13.4            |
| 21-Sep-20 | BUY    | 17.2     | 13.0            |
| 15-May-20 | BUY    | 17.0     | 10.0            |

**Webuild**

Target price and market price trend (-1Y)

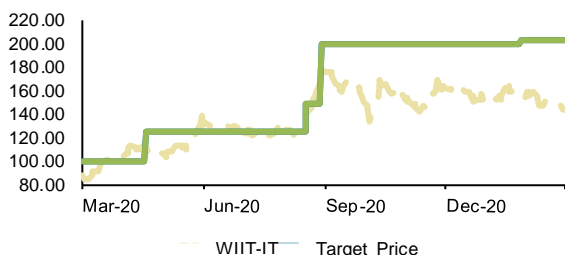


Historical recommendations and target price trend (-1Y)

| Date      | Rating    | TP (EUR) | Mkt Price (EUR) |
|-----------|-----------|----------|-----------------|
| 25-Jul-19 | No Rating |          | 1.69            |

**Wiiit**

Target price and market price trend (-1Y)

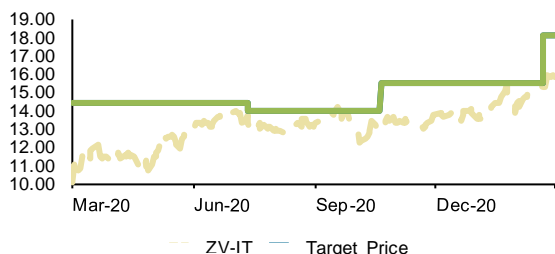


Historical recommendations and target price trend (-1Y)

| Date      | Rating | TP (EUR) | Mkt Price (EUR) |
|-----------|--------|----------|-----------------|
| 19-Feb-21 | BUY    | 203.0    | 159.0           |
| 22-Sep-20 | BUY    | 200.0    | 162.5           |
| 10-Sep-20 | ADD    | 148.6    | 139.5           |
| 12-May-20 | ADD    | 125.0    | 111.5           |

**Zignago Vetro**

Target price and market price trend (-1Y)



Historical recommendations and target price trend (-1Y)

| Date      | Rating | TP (EUR) | Mkt Price (EUR) |
|-----------|--------|----------|-----------------|
| 16-Mar-21 | ADD    | 18.1     | 15.4            |
| 13-Nov-20 | ADD    | 15.5     | 13.0            |
| 05-Aug-20 | HOLD   | 14.0     | 13.4            |

