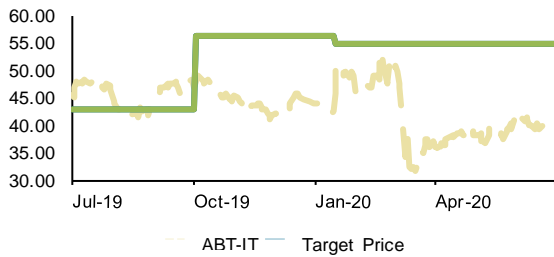


**Abitare In**

Target price and market price trend (-1Y)

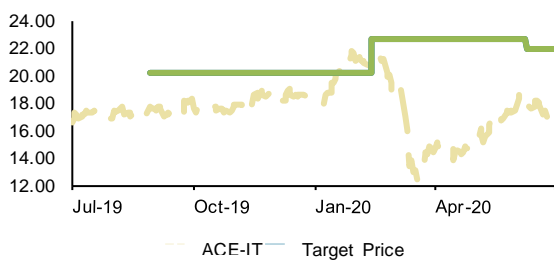


Historical recommendations and target price trend (-1Y)

Date	Rating	TP (EUR)	Mkt Price (EUR)
16-Jan-20	BUY	54.9	45.8
02-Oct-19	ADD	56.3	48.0

**Acea**

Target price and market price trend (-1Y)

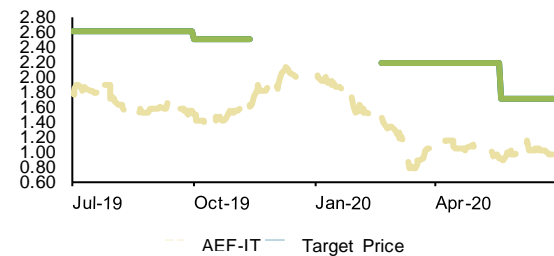


Historical recommendations and target price trend (-1Y)

Date	Rating	TP (EUR)	Mkt Price (EUR)
9-Jun-20	ADD	22.0	18.3
13-Feb-20	ADD	22.7	20.6
29-Aug-19	ADD	20.2	17.7

**Aeffe**

Target price and market price trend (-1Y)

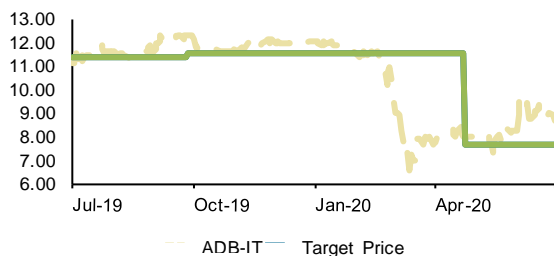


Historical recommendations and target price trend (-1Y)

Date	Rating	TP (EUR)	Mkt Price (EUR)
20-May-20	BUY	1.70	0.90
20-Feb-20	BUY	2.2	1.46
14-Nov-19	Under Review	Under Review	1.63
01-Oct-19	BUY	2.5	1.50

**Aeroporto di Bologna**

Target price and market price trend (-1Y)



Historical recommendations and target price trend (-1Y)

Date	Rating	TP (EUR)	Mkt Price (EUR)
23-Apr-20	HOLD	7.7	8.1
26-Sep-19	HOLD	11.6	12.3

**AlgoWatt**

Target price and market price trend (-1Y)



Historical recommendations and target price trend (-1Y)

Date	Rating	TP (EUR)	Mkt Price (EUR)
18-May-18	Suspended		0.40

**Alkemy**

Target price and market price trend (-1Y)

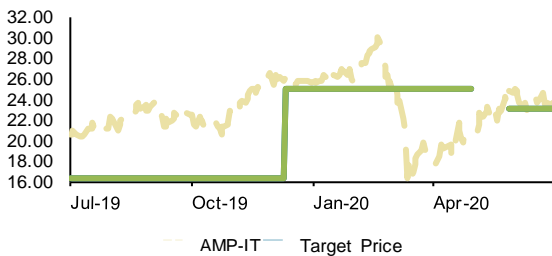


Historical recommendations and target price trend (-1Y)

Date	Rating	TP (EUR)	Mkt Price (EUR)
18-May-20	BUY	9.7	5.0
27-Mar-20	BUY	11.0	4.6
17-Dec-19	BUY	12.3	8.1
13-Dec-19	Under Review	Under Review	8.2
04-Sep-19	BUY	14.8	9.8

**Amplifon**

Target price and market price trend (-1Y)

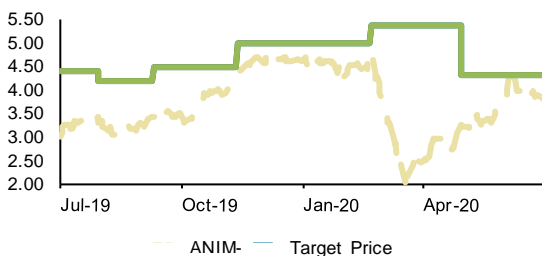


Historical recommendations and target price trend (-1Y)

Date	Rating	TP (EUR)	Mkt Price (EUR)
28-May-20	HOLD	23.1	24.6
30-Apr-20	HOLD	Under Review	20.9
11-Dec-19	HOLD	25.0	26.0

**Anima Holding**

Target price and market price trend (-1Y)

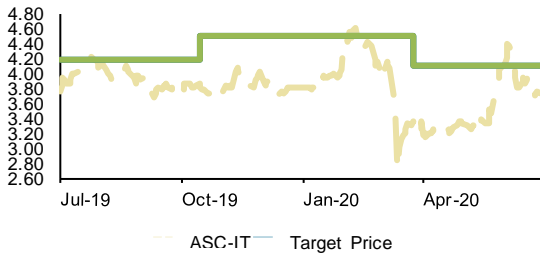


Historical recommendations and target price trend (-1Y)

Date	Rating	TP (EUR)	Mkt Price (EUR)
30-Apr-20	BUY	4.3	3.2
21-Feb-20	ADD	5.4	4.8
12-Nov-19	BUY	5.0	4.4
10-Sep-19	BUY	4.5	3.4
30-Jul-19	BUY	4.2	3.3

**Ascopiave**

Target price and market price trend (-1Y)

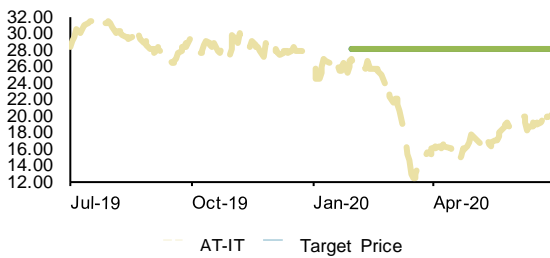


Historical recommendations and target price trend (-1Y)

Date	Rating	TP (EUR)	Mkt Price (EUR)
25-Mar-20	BUY	4.1	3.3
15-Oct-19	ADD	4.5	3.8

**ASTM**

Target price and market price trend (-1Y)

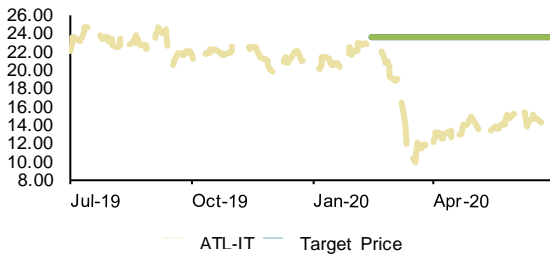


Historical recommendations and target price trend (-1Y)

Date	Rating	TP (EUR)	Mkt Price (EUR)
30-Jan-20	HOLD	28.3	26.9

**Atlantia**

Target price and market price trend (-1Y)

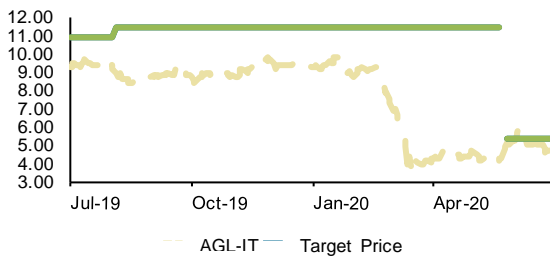


Historical recommendations and target price trend (-1Y)

Date	Rating	TP (EUR)	Mkt Price (EUR)
14-Feb-20	HOLD	23.6	22.8

**Autogrill**

Target price and market price trend (-1Y)



Historical recommendations and target price trend (-1Y)

Date	Rating	TP (EUR)	Mkt Price (EUR)
27-May-20	HOLD	5.4	5.1
21-May-20	Under Review	Under Review	4.2
05-Aug-19	BUY	11.5	9.0

**Avio**

Target price and market price trend (-1Y)

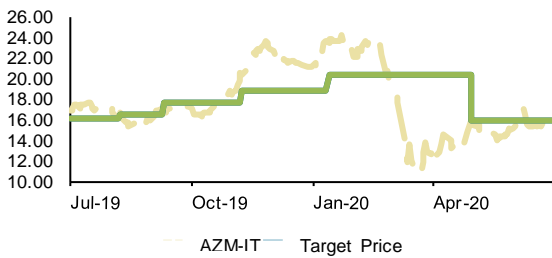


Historical recommendations and target price trend (-1Y)

Date	Rating	TP (EUR)	Mkt Price (EUR)
24-Apr-20	BUY	16.2	13.4
06-Dec-19	BUY	18.1	14.3
11-Oct-19	BUY	15.6	11.8
11-Jul-19	Under Review	16.8	12.2

**Azimut Holding**

Target price and market price trend (-1Y)

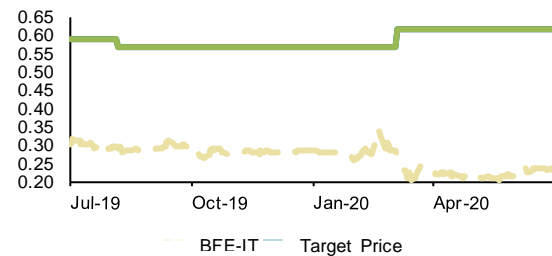


Historical recommendations and target price trend (-1Y)

Date	Rating	TP (EUR)	Mkt Price (EUR)
30-Apr-20	ADD	16.0	15.5
13-Jan-20	HOLD	20.5	23.4
08-Nov-19	HOLD	18.9	20.5
10-Sep-19	HOLD	17.7	16.7
07-Aug-19	HOLD	16.6	16.4

**Banca Finnat**

Target price and market price trend (-1Y)

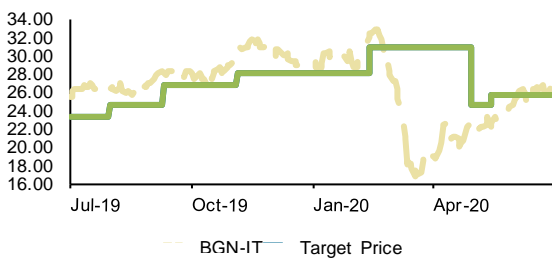


Historical recommendations and target price trend (-1Y)

Date	Rating	TP (EUR)	Mkt Price (EUR)
4-Mar-20	BUY	0.62	0.27
06-Aug-19	BUY	0.57	0.29

**Banca Generali**

Target price and market price trend (-1Y)

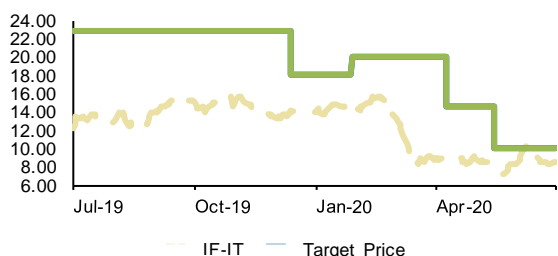


Historical recommendations and target price trend (-1Y)

Date	Rating	TP (EUR)	Mkt Price (EUR)
15-May-20	ADD	25.8	22.7
30-Apr-20	ADD	24.6	22.7
13-Feb-20	HOLD	31.0	32.6
05-Nov-19	HOLD	28.2	30.2
10-Sep-19	HOLD	26.9	28.2
31-Jul-19	HOLD	24.7	26.4

**Banca IFIS**

Target price and market price trend (-1Y)

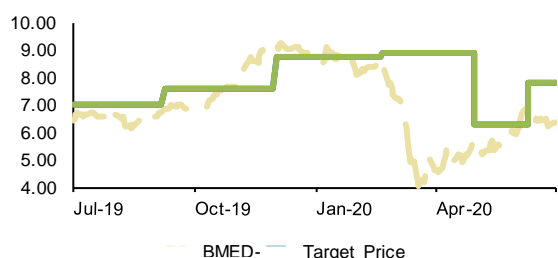


Historical recommendations and target price trend (-1Y)

Date	Rating	TP (EUR)	Mkt Price (EUR)
15-May-20	BUY	10.1	8.0
09-Apr-20	BUY	14.6	9.2
28-Jan-20	BUY	20.1	15.0
13-Dec-19	BUY	18.1	14.0

**Banca Mediolanum**

Target price and market price trend (-1Y)

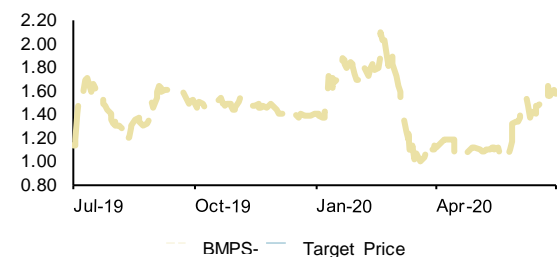


Historical recommendations and target price trend (-1Y)

Date	Rating	TP (EUR)	Mkt Price (EUR)
10-Jun-20	BUY	7.8	6.7
30-Apr-20	BUY	6.3	5.6
20-Feb-20	HOLD	8.9	8.5
02-Dec-19	HOLD	8.8	9.1
09-Sep-19	ADD	7.6	6.9

**Banca Monte dei Paschi di Siena**

Target price and market price trend (-1Y)

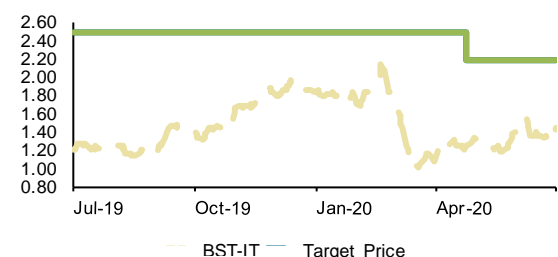


Historical recommendations and target price trend (-1Y)

Date	Rating	TP (EUR)	Mkt Price (EUR)
8-Feb-19	HOLD	Under Review	1.23

**Banca Sistema**

Target price and market price trend (-1Y)



Historical recommendations and target price trend (-1Y)

Date	Rating	TP (EUR)	Mkt Price (EUR)
24-Apr-20	BUY	2.2	1.26

**Banco BPM**

Target price and market price trend (-1Y)



Historical recommendations and target price trend (-1Y)

Date	Rating	TP (EUR)	Mkt Price (EUR)
11-Jun-20	ADD	1.64	1.27
06-Mar-20	BUY	2.1	1.51

**BE**

Target price and market price trend (-1Y)

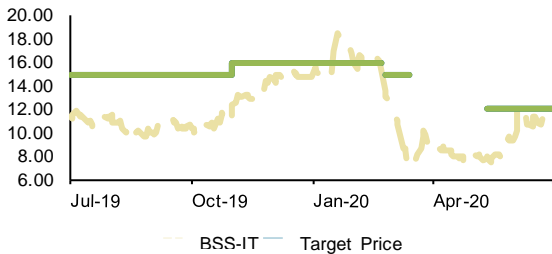


Historical recommendations and target price trend (-1Y)

Date	Rating	TP (EUR)	Mkt Price (EUR)
19-Mar-20	BUY	1.22	0.87
18-Oct-19	BUY	1.45	1.09
05-Aug-19	BUY	1.25	1.00

**Biesse**

Target price and market price trend (-1Y)

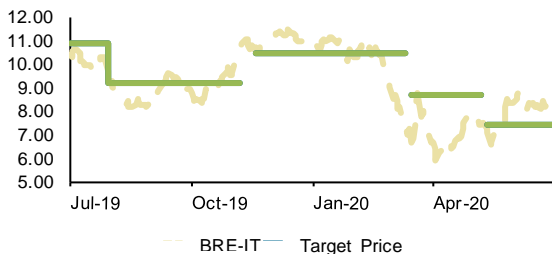


Historical recommendations and target price trend (-1Y)

Date	Rating	TP (EUR)	Mkt Price (EUR)
12-May-20	BUY	12.0	7.9
16-Mar-20	Under Review	Under Review	7.5
25-Feb-20	HOLD	15.0	13.1
24-Feb-20	Under Review	Under Review	13.7
01-Nov-19	BUY	16.0	12.4
06-Aug-19	BUY	15.0	10.9

**Brembo**

Target price and market price trend (-1Y)

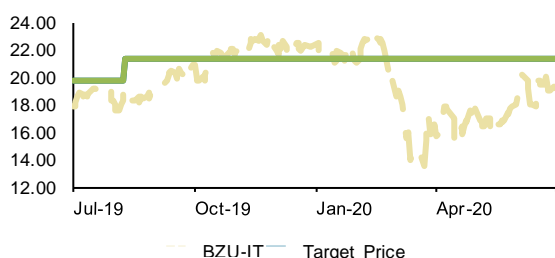


Historical recommendations and target price trend (-1Y)

Date	Rating	TP (EUR)	Mkt Price (EUR)
12-May-20	HOLD	7.4	7.1
08-May-20	Under Review	Under Review	7.5
16-Mar-20	ADD	8.7	6.7
11-Mar-20	HOLD	Under Review	7.5
18-Nov-19	HOLD	10.5	10.5
08-Nov-19	HOLD	Under Review	10.9
30-Jul-19	HOLD	9.2	9.3

**Buzzi Unicem**

Target price and market price trend (-1Y)

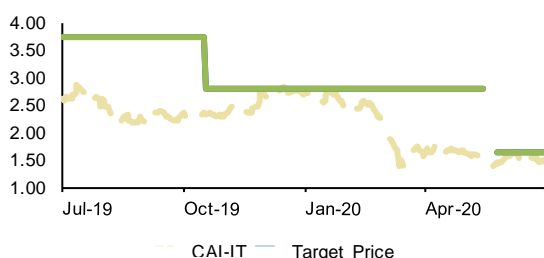


Historical recommendations and target price trend (-1Y)

Date	Rating	TP (EUR)	Mkt Price (EUR)
9-Aug-19	ADD	21.4	18.3

**Cairo Communication**

Target price and market price trend (-1Y)

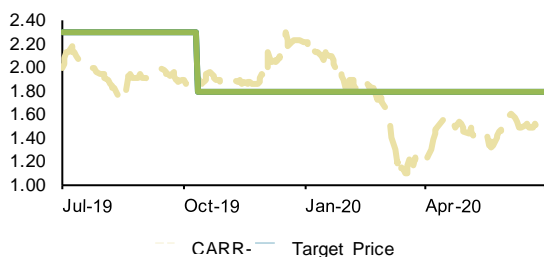


Historical recommendations and target price trend (-1Y)

Date	Rating	TP (EUR)	Mkt Price (EUR)
26-May-20	ADD	1.63	1.42
15-May-20	BUY	Under Review	1.42
17-Oct-19	BUY	2.8	2.3

**Carraro**

Target price and market price trend (-1Y)

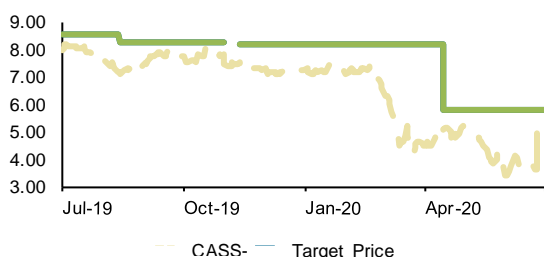


Historical recommendations and target price trend (-1Y)

Date	Rating	TP (EUR)	Mkt Price (EUR)
11-Oct-19	HOLD	1.80	1.91

**Cattolica Assicurazioni**

Target price and market price trend (-1Y)



Historical recommendations and target price trend (-1Y)

Date	Rating	TP (EUR)	Mkt Price (EUR)
15-Apr-20	HOLD	5.8	5.1
13-Nov-19	HOLD	8.2	7.4
01-Nov-19	Under Review	Under Review	7.5
13-Aug-19	ADD	8.3	7.2

**Cellularline**

Target price and market price trend (-1Y)

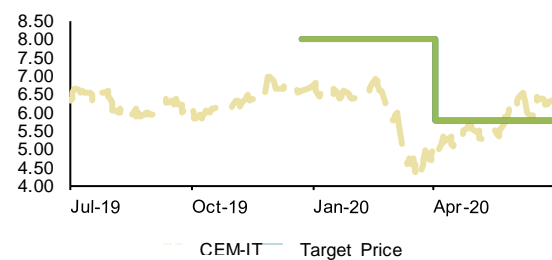


Historical recommendations and target price trend (-1Y)

Date	Rating	TP (EUR)	Mkt Price (EUR)
19-May-20	BUY	9.1	4.5
23-Mar-20	BUY	9.3	4.2
22-Nov-19	BUY	10.4	6.8
03-Sep-19	BUY	10.8	7.0

**Cementir Holding**

Target price and market price trend (-1Y)

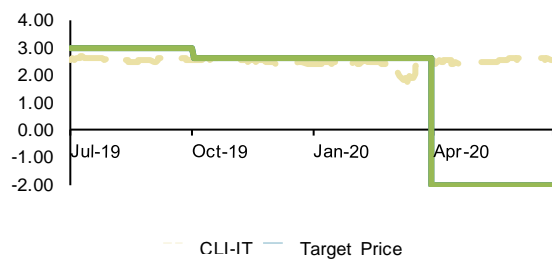


Historical recommendations and target price trend (-1Y)

Date	Rating	TP (EUR)	Mkt Price (EUR)
3-Apr-20	ADD	5.8	4.8
23-Dec-19	ADD	8.0	6.6

**Centrale del Latte d'Italia**

Target price and market price trend (-1Y)

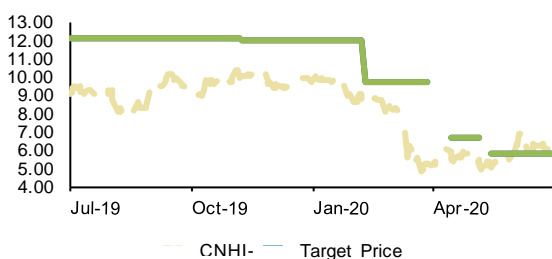


Historical recommendations and target price trend (-1Y)

Date	Rating	TP (EUR)	Mkt Price (EUR)
31-Mar-20	Tender Shares		2.6
02-Oct-19	HOLD	2.6	2.6

**CNH Industrial**

Target price and market price trend (-1Y)



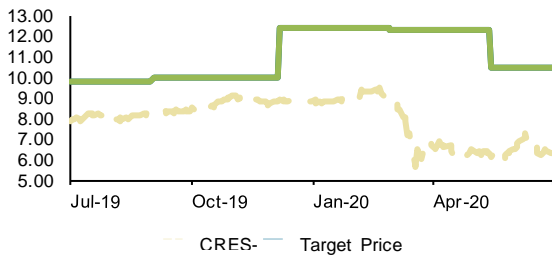
Historical recommendations and target price trend (-1Y)

Date	Rating	TP (EUR)	Mkt Price (EUR)
15-May-20	HOLD	5.8	5.1
07-May-20	HOLD	Under Review	5.0
15-Apr-20	HOLD	6.7	5.4
30-Mar-20	HOLD	Under Review	5.1
10-Feb-20	HOLD	9.8	8.4
08-Nov-19	BUY	12.0	10.1
07-Nov-19	BUY	Under Review	10.1



**COIMA RES**

Target price and market price trend (-1Y)

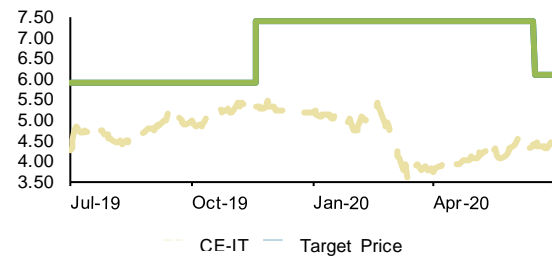


Historical recommendations and target price trend (-1Y)

Date	Rating	TP (EUR)	Mkt Price (EUR)
14-May-20	BUY	10.5	6.1
28-Feb-20	BUY	12.3	8.9
06-Dec-19	BUY	12.4	9.0
02-Sep-19	BUY	10.0	8.2

**Credito Emiliano**

Target price and market price trend (-1Y)

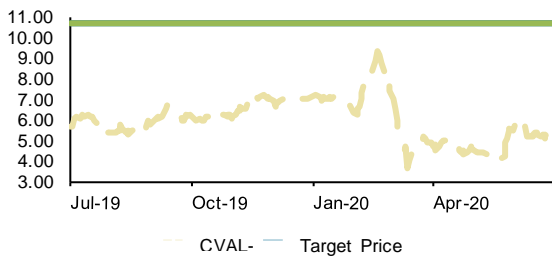


Historical recommendations and target price trend (-1Y)

Date	Rating	TP (EUR)	Mkt Price (EUR)
17-Jun-20	BUY	6.1	4.4
19-Nov-19	BUY	7.4	5.3

**Credito Valtellinese**

Target price and market price trend (-1Y)

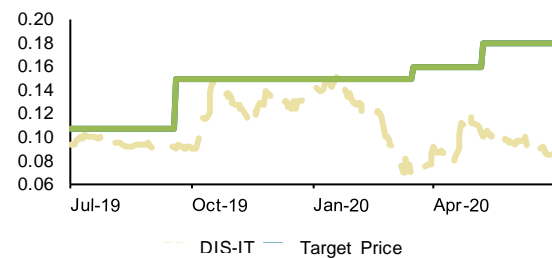


Historical recommendations and target price trend (-1Y)

Date	Rating	TP (EUR)	Mkt Price (EUR)
17-Aug-18	HOLD	10.7	9.6

**d'Amico International Shipping**

Target price and market price trend (-1Y)

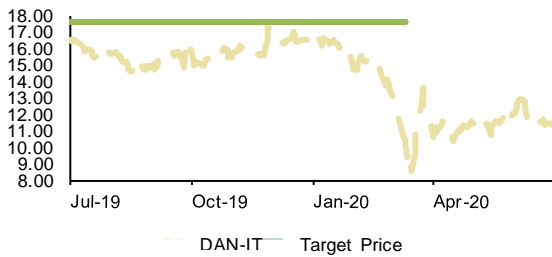


Historical recommendations and target price trend (-1Y)

Date	Rating	TP (EUR)	Mkt Price (EUR)
8-May-20	BUY	0.18	0.10
17-Mar-20	BUY	0.16	0.07
19-Sep-19	BUY	0.15	0.09

**Danieli**

Target price and market price trend (-1Y)

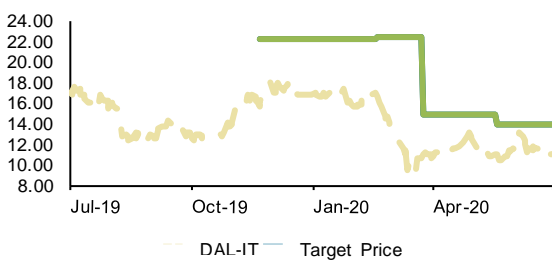


Historical recommendations and target price trend (-1Y)

Date	Rating	TP (EUR)	Mkt Price (EUR)
12-Mar-20	Under Review	Under Review	9.4

**Datalogic**

Target price and market price trend (-1Y)

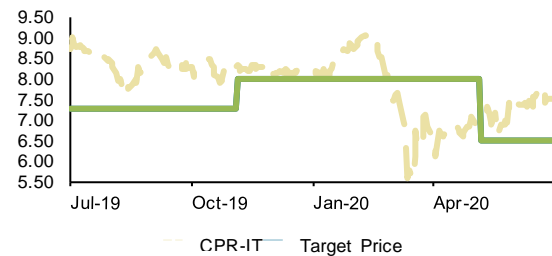


Historical recommendations and target price trend (-1Y)

Date	Rating	TP (EUR)	Mkt Price (EUR)
19-May-20	BUY	13.9	11.0
24-Mar-20	BUY	15.0	11.1
18-Feb-20	BUY	22.5	16.7
22-Nov-19	BUY	22.2	16.3

**Davide Campari**

Target price and market price trend (-1Y)

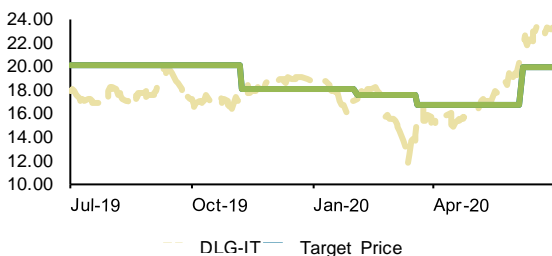


Historical recommendations and target price trend (-1Y)

Date	Rating	TP (EUR)	Mkt Price (EUR)
7-May-20	HOLD	6.5	7.0
05-Nov-19	HOLD	8.0	8.3

**De' Longhi**

Target price and market price trend (-1Y)

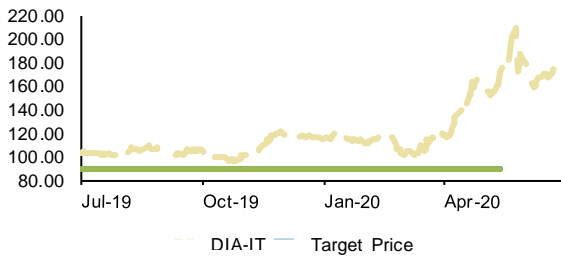


Historical recommendations and target price trend (-1Y)

Date	Rating	TP (EUR)	Mkt Price (EUR)
8-Jun-20	HOLD	20.0	21.6
20-Mar-20	BUY	16.8	15.6
03-Feb-20	HOLD	17.5	17.3
08-Nov-19	HOLD	18.1	16.8

**Diasorin**

Target price and market price trend (-1Y)



Historical recommendations and target price trend (-1Y)

Date	Rating	TP (EUR)	Mkt Price (EUR)
14-May-20	Under Review	Under Review	177.0

**Elica**

Target price and market price trend (-1Y)

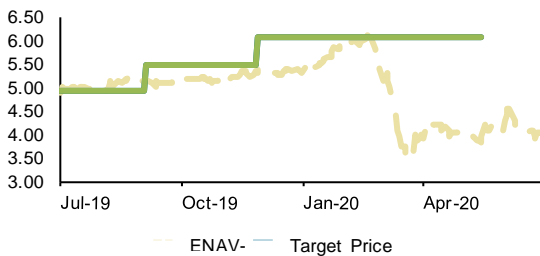


Historical recommendations and target price trend (-1Y)

Date	Rating	TP (EUR)	Mkt Price (EUR)
20-May-20	ADD	3.4	2.8
08-May-20	Under Review	Under Review	2.9
06-Feb-20	ADD	4.0	3.8
06-Aug-19	ADD	2.6	2.1

**ENAV**

Target price and market price trend (-1Y)

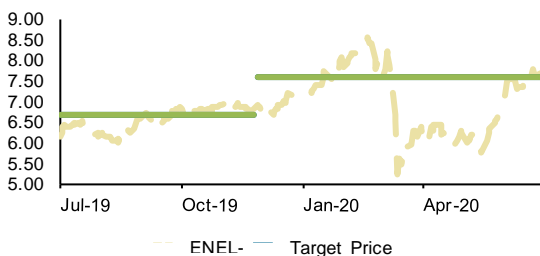


Historical recommendations and target price trend (-1Y)

Date	Rating	TP (EUR)	Mkt Price (EUR)
15-May-20	Under Review	Under Review	4.0
27-Nov-19	ADD	6.1	5.3
04-Sep-19	HOLD	5.5	5.2

**Enel**

Target price and market price trend (-1Y)

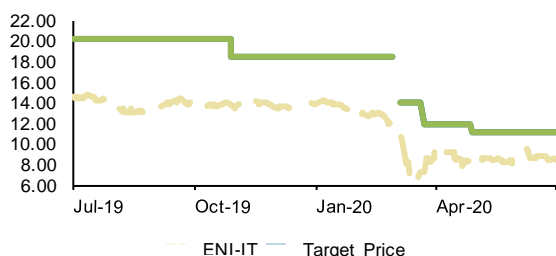


Historical recommendations and target price trend (-1Y)

Date	Rating	TP (EUR)	Mkt Price (EUR)
27-Nov-19	ADD	7.6	6.9
26-Nov-19	Under Review	Under Review	6.9

Eni

Target price and market price trend (-1Y)

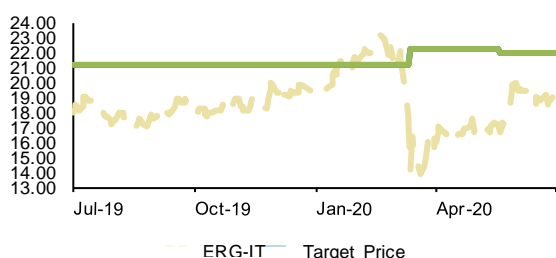


Historical recommendations and target price trend (-1Y)

Date	Rating	TP (EUR)	Mkt Price (EUR)
28-Apr-20	BUY	11.2	8.7
23-Mar-20	BUY	12.0	7.3
04-Mar-20	BUY	14.0	11.2
28-Feb-20	Under Review	Under Review	11.2
27-Feb-20	Under Review	18.6	11.8
29-Oct-19	BUY	18.6	13.8

ERG

Target price and market price trend (-1Y)

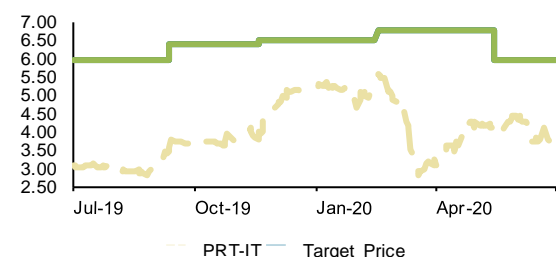


Historical recommendations and target price trend (-1Y)

Date	Rating	TP (EUR)	Mkt Price (EUR)
19-May-20	BUY	22.0	16.7
12-Mar-20	BUY	22.3	14.1

Esprinet

Target price and market price trend (-1Y)

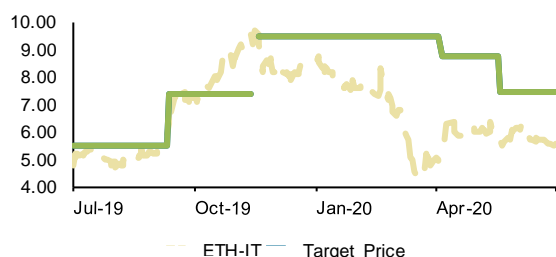


Historical recommendations and target price trend (-1Y)

Date	Rating	TP (EUR)	Mkt Price (EUR)
15-May-20	BUY	6.0	3.9
17-Feb-20	BUY	6.8	5.6
19-Nov-19	BUY	6.5	4.0
12-Sep-19	BUY	6.4	3.6

Eurotech

Target price and market price trend (-1Y)

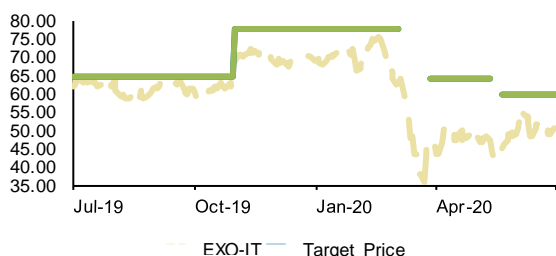


Historical recommendations and target price trend (-1Y)

Date	Rating	TP (EUR)	Mkt Price (EUR)
19-May-20	BUY	7.5	5.7
06-Apr-20	BUY	8.8	5.3
18-Nov-19	HOLD	9.5	9.6
14-Nov-19	Under Review	Under Review	9.3
11-Sep-19	BUY	7.4	6.3

**EXOR**

Target price and market price trend (-1Y)

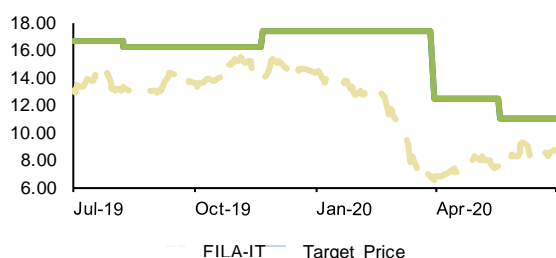


Historical recommendations and target price trend (-1Y)

Date	Rating	TP (EUR)	Mkt Price (EUR)
21-May-20	BUY	59.9	45.4
13-May-20	BUY	Under Review	43.9
27-Mar-20	BUY	64.1	47.8
04-Mar-20	BUY	Under Review	63.4
31-Oct-19	BUY	78.1	68.7

**F.I.L.A.**

Target price and market price trend (-1Y)

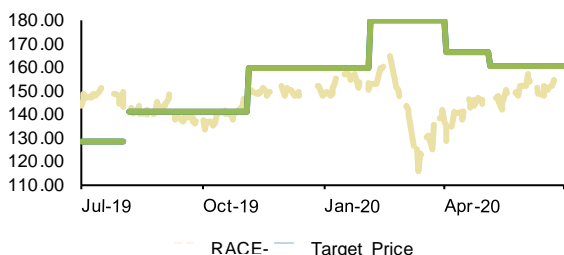


Historical recommendations and target price trend (-1Y)

Date	Rating	TP (EUR)	Mkt Price (EUR)
19-May-20	BUY	11.0	7.3
30-Mar-20	BUY	12.5	6.5
21-Nov-19	BUY	17.4	14.1
08-Aug-19	BUY	16.3	13.3

**Ferrari**

Target price and market price trend (-1Y)

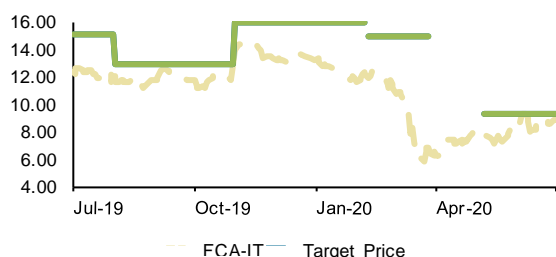


Historical recommendations and target price trend (-1Y)

Date	Rating	TP (EUR)	Mkt Price (EUR)
5-May-20	ADD	160.6	144.6
02-Apr-20	ADD	166.2	135.4
05-Feb-20	ADD	180.0	153.3
05-Nov-19	HOLD	160.0	149.8
06-Aug-19	HOLD	141.0	138.1
05-Aug-19	Under Review	Under Review	140.9

**Fiat Chrysler Automobiles**

Target price and market price trend (-1Y)

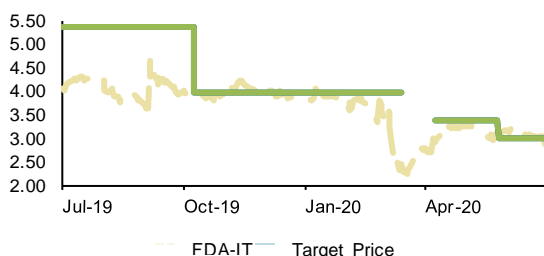


Historical recommendations and target price trend (-1Y)

Date	Rating	TP (EUR)	Mkt Price (EUR)
7-May-20	BUY	9.4	7.6
27-Mar-20	BUY	Under Review	6.5
10-Feb-20	BUY	15.0	12.0
07-Feb-20	BUY	Under Review	12.2
31-Oct-19	BUY	16.0	13.9
01-Aug-19	HOLD	13.0	12.1

**Fidia**

Target price and market price trend (-1Y)

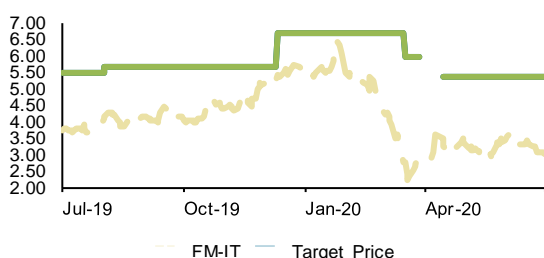


Historical recommendations and target price trend (-1Y)

Date	Rating	TP (EUR)	Mkt Price (EUR)
27-May-20	HOLD	3.0	3.1
09-Apr-20	ADD	3.4	3.0
16-Mar-20	Under Review	Under Review	2.3
09-Oct-19	HOLD	4.0	3.9

**Fiera Milano**

Target price and market price trend (-1Y)

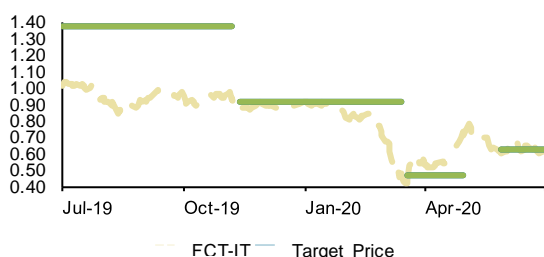


Historical recommendations and target price trend (-1Y)

Date	Rating	TP (EUR)	Mkt Price (EUR)
15-Apr-20	BUY	5.4	3.3
30-Mar-20	Under Review	Under Review	2.7
17-Mar-20	BUY	6.0	2.8
11-Dec-19	BUY	6.7	5.4
02-Aug-19	BUY	5.7	4.2

**Fincantieri**

Target price and market price trend (-1Y)

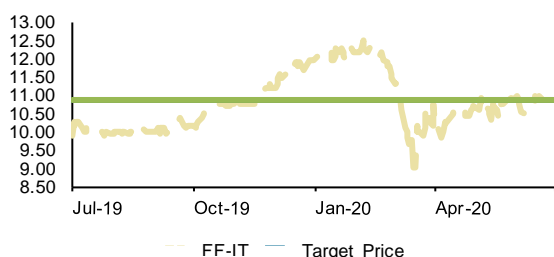


Historical recommendations and target price trend (-1Y)

Date	Rating	TP (EUR)	Mkt Price (EUR)
29-May-20	HOLD	0.63	0.61
04-May-20	HOLD	Under Review	0.79
19-Mar-20	HOLD	0.47	0.45
16-Mar-20	HOLD	Under Review	0.43
12-Nov-19	HOLD	0.92	0.86
08-Nov-19	Under Review	Under Review	0.89

**Fine Foods & Pharmaceuticals**

Target price and market price trend (-1Y)

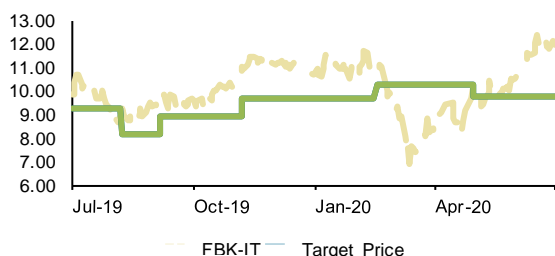


Historical recommendations and target price trend (-1Y)

Date	Rating	TP (EUR)	Mkt Price (EUR)
29-Mar-19	Under Review	10.9	10.6

**Finecobank**

Target price and market price trend (-1Y)

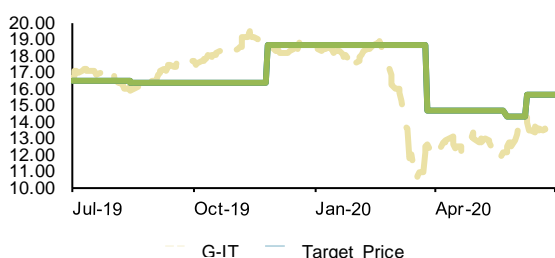


Historical recommendations and target price trend (-1Y)

Date	Rating	TP (EUR)	Mkt Price (EUR)
30-Apr-20	HOLD	9.8	10.1
17-Feb-20	HOLD	10.3	11.1
07-Nov-19	HOLD	9.7	11.1
06-Sep-19	HOLD	8.9	9.8
07-Aug-19	HOLD	8.2	8.9

**Generali**

Target price and market price trend (-1Y)

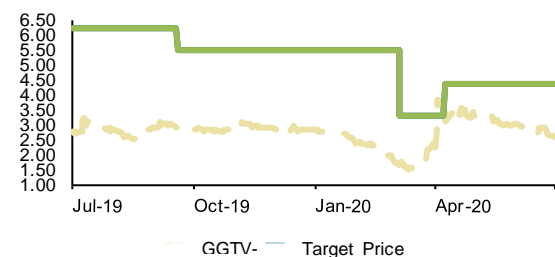


Historical recommendations and target price trend (-1Y)

Date	Rating	TP (EUR)	Mkt Price (EUR)
9-Jun-20	ADD	15.6	14.3
25-May-20	BUY	14.3	12.1
26-Mar-20	BUY	14.7	12.7
26-Nov-19	HOLD	18.7	18.7
14-Aug-19	HOLD	16.4	15.9

**Giglio Group**

Target price and market price trend (-1Y)

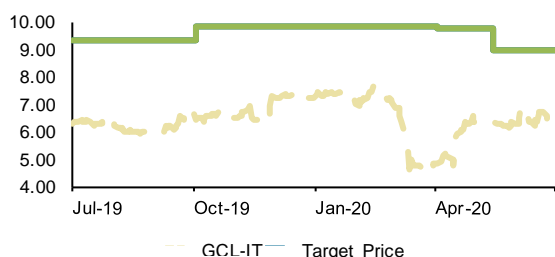


Historical recommendations and target price trend (-1Y)

Date	Rating	TP (EUR)	Mkt Price (EUR)
8-Apr-20	BUY	4.4	3.4
05-Mar-20	BUY	3.3	1.65
19-Sep-19	BUY	5.5	2.9

**Guala Closures**

Target price and market price trend (-1Y)

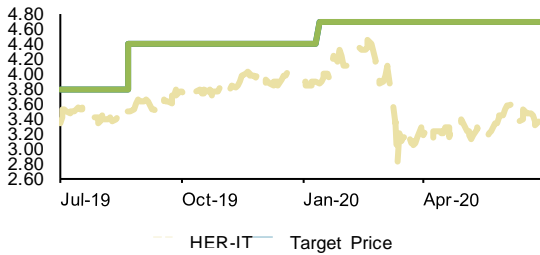


Historical recommendations and target price trend (-1Y)

Date	Rating	TP (EUR)	Mkt Price (EUR)
15-May-20	BUY	9.0	6.4
03-Apr-20	BUY	9.8	4.9
03-Oct-19	BUY	9.9	6.5

**Hera**

Target price and market price trend (-1Y)

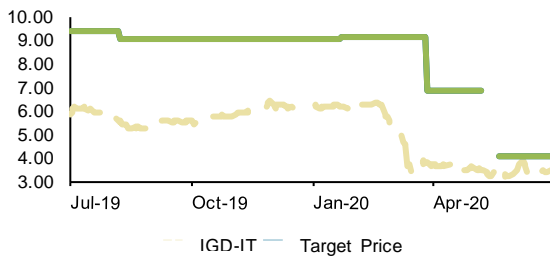


Historical recommendations and target price trend (-1Y)

Date	Rating	TP (EUR)	Mkt Price (EUR)
13-Jan-20	BUY	4.7	3.9
22-Aug-19	BUY	4.4	3.5

**IGD**

Target price and market price trend (-1Y)

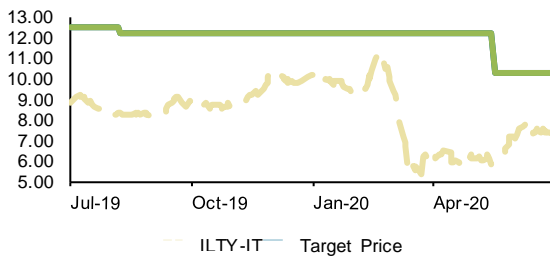


Historical recommendations and target price trend (-1Y)

Date	Rating	TP (EUR)	Mkt Price (EUR)
20-May-20	ADD	4.1	3.1
08-May-20	Under Review	Under Review	3.5
27-Mar-20	BUY	6.9	3.8
22-Jan-20	BUY	9.2	6.2
07-Aug-19	BUY	9.1	5.5

**illimity**

Target price and market price trend (-1Y)

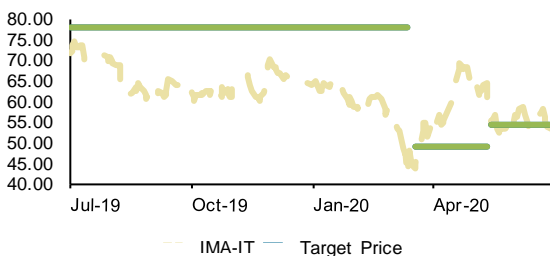


Historical recommendations and target price trend (-1Y)

Date	Rating	TP (EUR)	Mkt Price (EUR)
18-May-20	BUY	10.3	6.1
07-Aug-19	BUY	12.2	8.4

**IMA**

Target price and market price trend (-1Y)



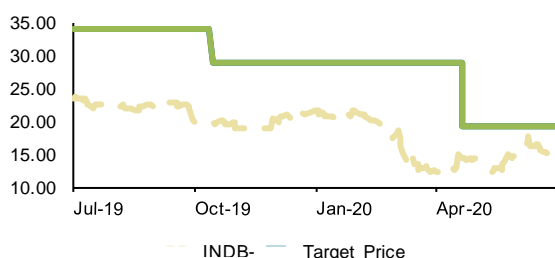
Historical recommendations and target price trend (-1Y)

Date	Rating	TP (EUR)	Mkt Price (EUR)
14-May-20	HOLD	54.5	55.8
13-May-20	Under Review	Under Review	57.5
19-Mar-20	ADD	49.2	44.6
13-Mar-20	Under Review	Under Review	47.9



**Indel B**

Target price and market price trend (-1Y)

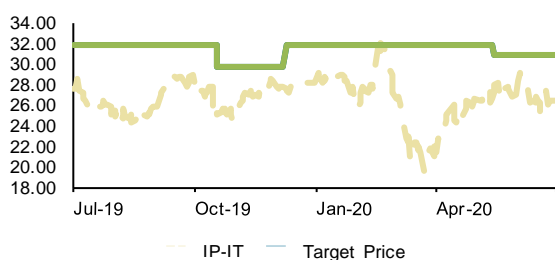


Historical recommendations and target price trend (-1Y)

Date	Rating	TP (EUR)	Mkt Price (EUR)
21-Apr-20	BUY	19.4	14.4
14-Oct-19	BUY	28.9	20.0

**Interpump Group**

Target price and market price trend (-1Y)

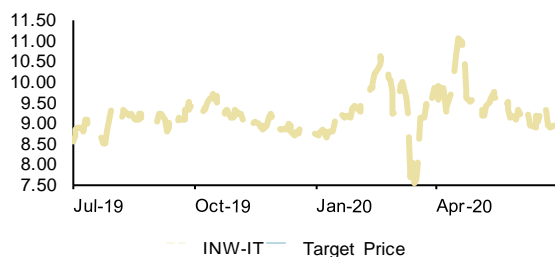


Historical recommendations and target price trend (-1Y)

Date	Rating	TP (EUR)	Mkt Price (EUR)
14-May-20	ADD	31.0	27.2
09-Dec-19	ADD	32.0	27.5
18-Oct-19	ADD	29.7	25.1

**INWIT**

Target price and market price trend (-1Y)

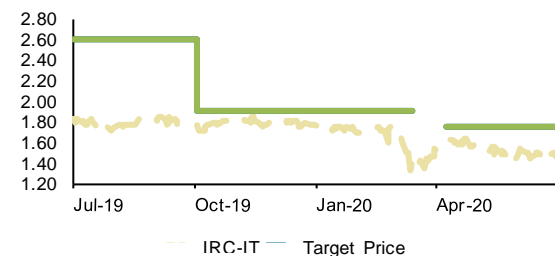


Historical recommendations and target price trend (-1Y)

Date	Rating	TP (EUR)	Mkt Price (EUR)
8-Nov-19	No Rating		8.8

**Irce**

Target price and market price trend (-1Y)

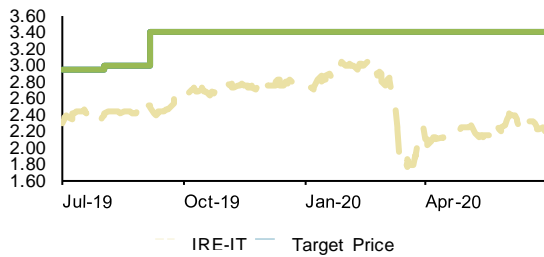


Historical recommendations and target price trend (-1Y)

Date	Rating	TP (EUR)	Mkt Price (EUR)
8-Apr-20	ADD	1.75	1.63
16-Mar-20	Under Review	Under Review	1.40
03-Oct-19	HOLD	1.92	1.78

Iren

Target price and market price trend (-1Y)

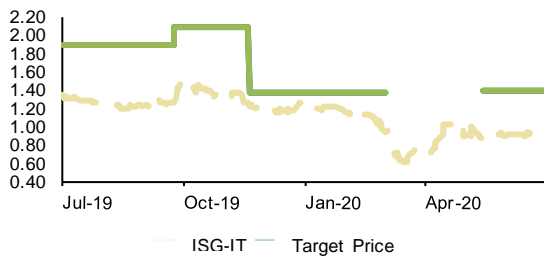


Historical recommendations and target price trend (-1Y)

Date	Rating	TP (EUR)	Mkt Price (EUR)
6-Sep-19	BUY	3.4	2.5
02-Aug-19	BUY	3.0	2.4

Isagro

Target price and market price trend (-1Y)

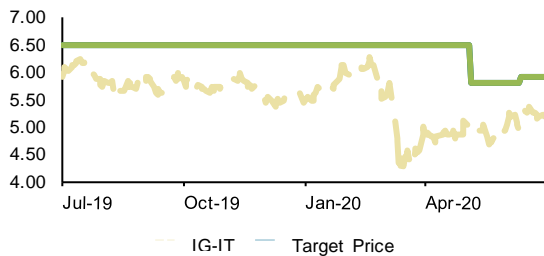


Historical recommendations and target price trend (-1Y)

Date	Rating	TP (EUR)	Mkt Price (EUR)
14-May-20	BUY	1.40	0.89
03-Mar-20	Under Review	Under Review	0.95
20-Nov-19	HOLD	1.37	1.23
24-Sep-19	BUY	2.1	1.26

Italgas

Target price and market price trend (-1Y)

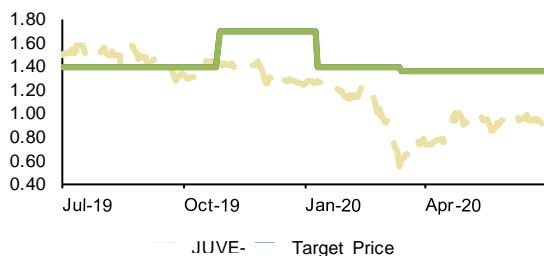


Historical recommendations and target price trend (-1Y)

Date	Rating	TP (EUR)	Mkt Price (EUR)
12-Jun-20	ADD	5.9	5.1
05-May-20	ADD	5.8	5.0

Juventus FC

Target price and market price trend (-1Y)



Historical recommendations and target price trend (-1Y)

Date	Rating	TP (EUR)	Mkt Price (EUR)
13-Mar-20	BUY	1.37	0.61
10-Jan-20	ADD	1.40	1.27
28-Oct-19	ADD	1.70	1.44

**La Doria**

Target price and market price trend (-1Y)

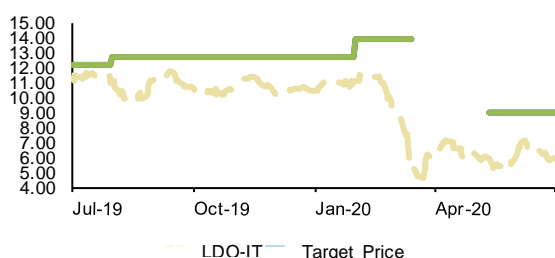


Historical recommendations and target price trend (-1Y)

Date	Rating	TP (EUR)	Mkt Price (EUR)
22-May-20	BUY	12.0	10.3
18-Mar-20	BUY	9.5	7.8
10-Sep-19	BUY	10.9	8.9

**Leonardo**

Target price and market price trend (-1Y)

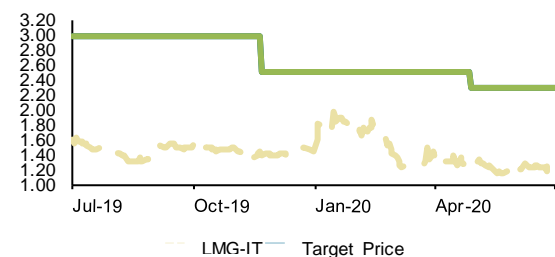


Historical recommendations and target price trend (-1Y)

Date	Rating	TP (EUR)	Mkt Price (EUR)
11-May-20	BUY	9.0	5.9
16-Mar-20	BUY	Under Review	5.3
31-Jan-20	BUY	14.0	11.2
25-Sep-19	ADD	12.8	10.7
31-Jul-19	ADD	12.8	11.0

**Lucisano Media Group**

Target price and market price trend (-1Y)

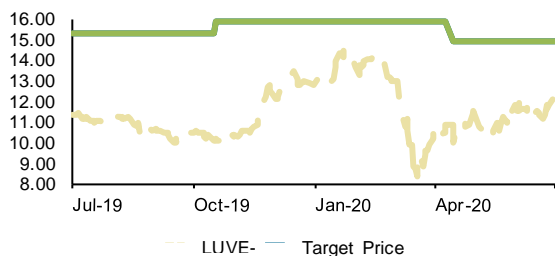


Historical recommendations and target price trend (-1Y)

Date	Rating	TP (EUR)	Mkt Price (EUR)
28-Apr-20	BUY	2.3	1.24
21-Nov-19	BUY	2.5	1.40

**LU-VE**

Target price and market price trend (-1Y)

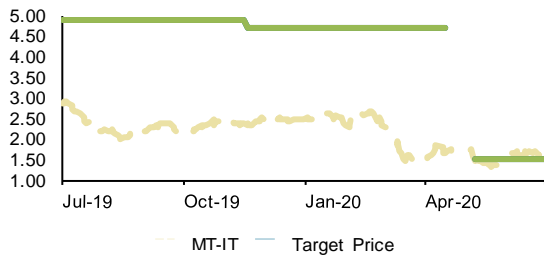


Historical recommendations and target price trend (-1Y)

Date	Rating	TP (EUR)	Mkt Price (EUR)
14-Apr-20	BUY	15.0	10.9
17-Oct-19	BUY	15.9	10.2

**Maire Tecnimont**

Target price and market price trend (-1Y)

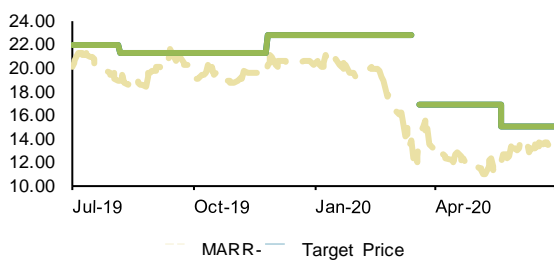


Historical recommendations and target price trend (-1Y)

Date	Rating	TP (EUR)	Mkt Price (EUR)
8-May-20	HOLD	1.50	1.49
17-Apr-20	Under Review	Under Review	1.71
18-Nov-19	BUY	4.7	2.3

**MARR**

Target price and market price trend (-1Y)

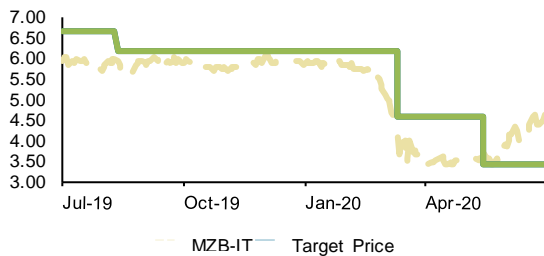


Historical recommendations and target price trend (-1Y)

Date	Rating	TP (EUR)	Mkt Price (EUR)
21-May-20	BUY	15.0	12.1
20-Mar-20	BUY	16.9	14.3
16-Mar-20	Under Review	Under Review	12.3
26-Nov-19	ADD	22.9	20.3
06-Aug-19	ADD	21.4	19.0

**Massimo Zanetti Beverage Group**

Target price and market price trend (-1Y)

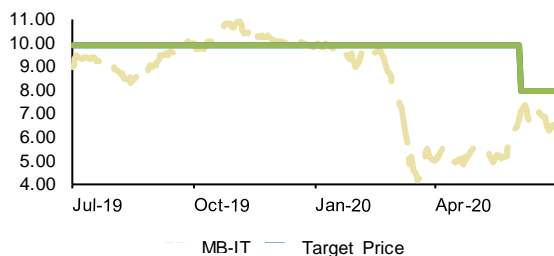


Historical recommendations and target price trend (-1Y)

Date	Rating	TP (EUR)	Mkt Price (EUR)
15-May-20	HOLD	3.4	3.7
11-Mar-20	HOLD	4.6	4.2
12-Aug-19	HOLD	6.2	6.0

**Mediobanca**

Target price and market price trend (-1Y)

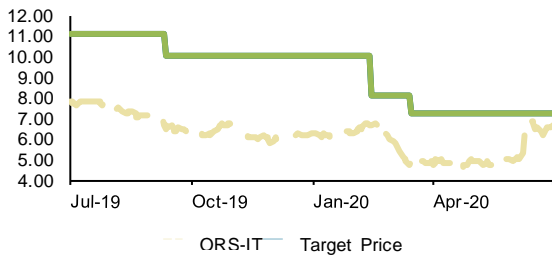


Historical recommendations and target price trend (-1Y)

Date	Rating	TP (EUR)	Mkt Price (EUR)
5-Jun-20	ADD	8.0	7.1

**Orsero**

Target price and market price trend (-1Y)

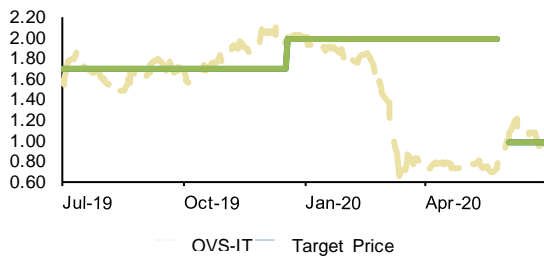


Historical recommendations and target price trend (-1Y)

Date	Rating	TP (EUR)	Mkt Price (EUR)
16-Mar-20	BUY	7.3	4.9
14-Feb-20	BUY	8.2	6.7
11-Sep-19	BUY	10.1	6.5

**OVS**

Target price and market price trend (-1Y)

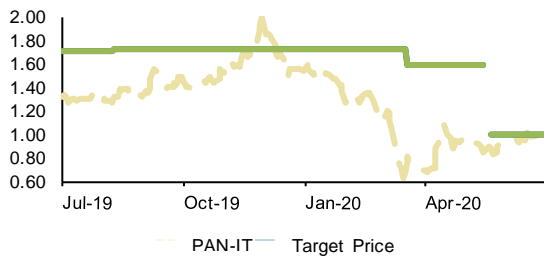


Historical recommendations and target price trend (-1Y)

Date	Rating	TP (EUR)	Mkt Price (EUR)
3-Jun-20	HOLD	0.98	1.00
27-May-20	Under Review	Under Review	0.87
18-Dec-19	HOLD	2.00	1.98

**Panariagroup**

Target price and market price trend (-1Y)

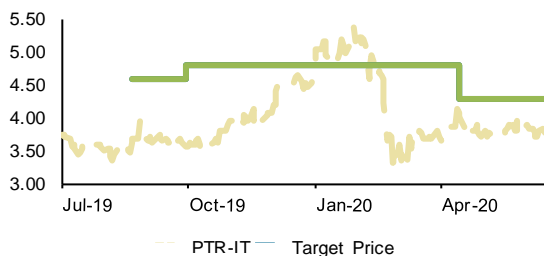


Historical recommendations and target price trend (-1Y)

Date	Rating	TP (EUR)	Mkt Price (EUR)
20-May-20	ADD	1.00	0.88
18-May-20	Under Review	Under Review	0.89
18-Mar-20	BUY	1.60	0.76
09-Aug-19	BUY	1.73	1.32

**Pattern**

Target price and market price trend (-1Y)

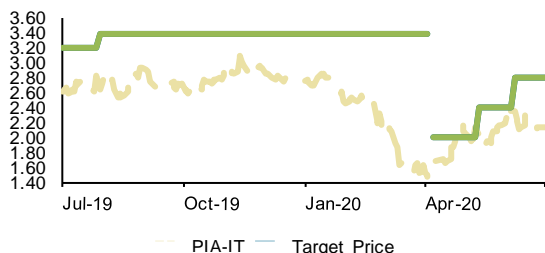


Historical recommendations and target price trend (-1Y)

Date	Rating	TP (EUR)	Mkt Price (EUR)
30-Apr-20	ADD	4.3	4.0
15-Oct-19	BUY	4.8	3.6
06-Sep-19	BUY	4.6	3.7

**Piaggio**

Target price and market price trend (-1Y)



Historical recommendations and target price trend (-1Y)

Date	Rating	TP (EUR)	Mkt Price (EUR)
8-Jun-20	BUY	2.8	2.3
11-May-20	BUY	2.4	2.0
07-Apr-20	BUY	2.00	1.49
03-Apr-20	BUY	Under Review	1.43
29-Jul-19	BUY	3.4	2.7

**Pirelli**

Target price and market price trend (-1Y)

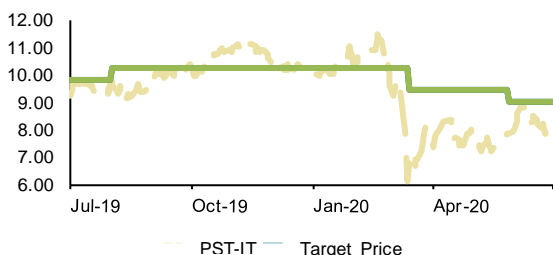


Historical recommendations and target price trend (-1Y)

Date	Rating	TP (EUR)	Mkt Price (EUR)
14-May-20	HOLD	3.4	3.6
06-Apr-20	HOLD	2.8	3.2
30-Mar-20	HOLD	3.6	3.3
20-Feb-20	HOLD	5.3	4.8
13-Feb-20	HOLD	5.0	4.5
21-Oct-19	ADD	6.1	5.5
22-Jul-19	BUY	6.7	5.2

**Poste Italiane**

Target price and market price trend (-1Y)

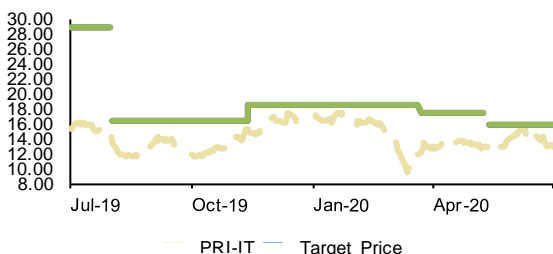


Historical recommendations and target price trend (-1Y)

Date	Rating	TP (EUR)	Mkt Price (EUR)
28-May-20	ADD	9.0	7.9
13-Mar-20	BUY	9.5	6.7
01-Aug-19	ADD	10.3	9.8

**Prima Industrie**

Target price and market price trend (-1Y)

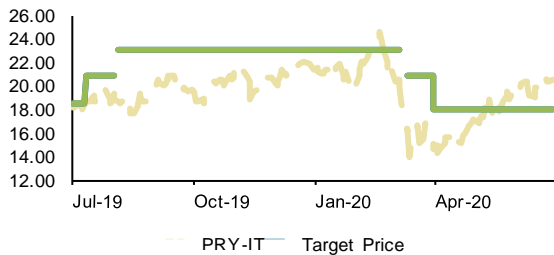


Historical recommendations and target price trend (-1Y)

Date	Rating	TP (EUR)	Mkt Price (EUR)
13-May-20	BUY	16.0	12.7
11-May-20	Under Review	Under Review	13.0
23-Mar-20	BUY	17.5	12.3
13-Nov-19	ADD	18.6	15.1
02-Aug-19	ADD	16.5	13.4
01-Aug-19	Under Review	Under Review	13.9

**Prysmian**

Target price and market price trend (-1Y)

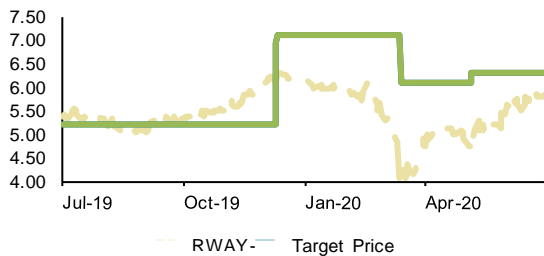


Historical recommendations and target price trend (-1Y)

Date	Rating	TP (EUR)	Mkt Price (EUR)
30-Jun-20	ADD	Under Review	20.6
31-Mar-20	ADD	18.0	14.6
21-Mar-20	Under Review	21.0	15.1
10-Mar-20	BUY	21.0	16.2
06-Mar-20	Under Review	Under Review	18.6
05-Aug-19	BUY	23.2	18.7
02-Aug-19	ADD	Under Review	18.9
11-Jul-19	ADD	21.0	18.7

**Rai Way**

Target price and market price trend (-1Y)

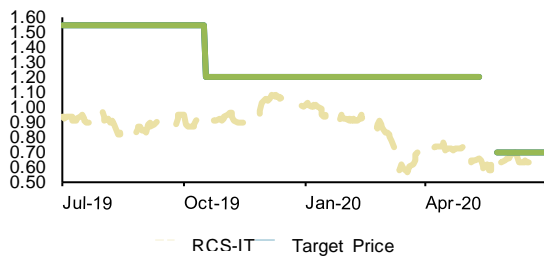


Historical recommendations and target price trend (-1Y)

Date	Rating	TP (EUR)	Mkt Price (EUR)
6-May-20	BUY	6.3	5.1
13-Mar-20	BUY	6.1	4.4
11-Dec-19	ADD	7.1	6.3
10-Dec-19	ADD	6.9	6.1

**RCS Mediagroup**

Target price and market price trend (-1Y)

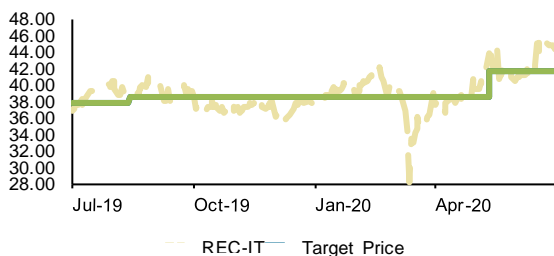


Historical recommendations and target price trend (-1Y)

Date	Rating	TP (EUR)	Mkt Price (EUR)
26-May-20	HOLD	0.69	0.64
12-May-20	BUY	Under Review	0.66
17-Oct-19	BUY	1.20	0.92

**Recordati**

Target price and market price trend (-1Y)

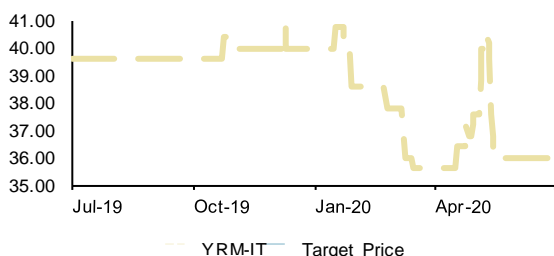


Historical recommendations and target price trend (-1Y)

Date	Rating	TP (EUR)	Mkt Price (EUR)
12-May-20	HOLD	41.8	43.1
13-Aug-19	HOLD	38.5	38.5

**Rosetti Marino**

Target price and market price trend (-1Y)

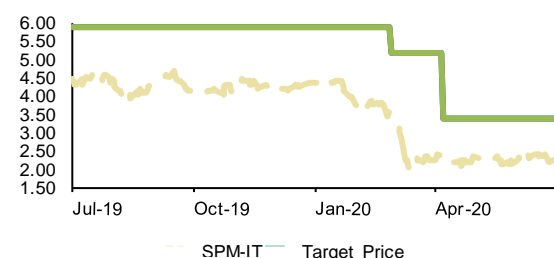


Historical recommendations and target price trend (-1Y)

Date	Rating	TP (EUR)	Mkt Price (EUR)
2-Apr-15	No Rating		36.6

**Saipem**

Target price and market price trend (-1Y)

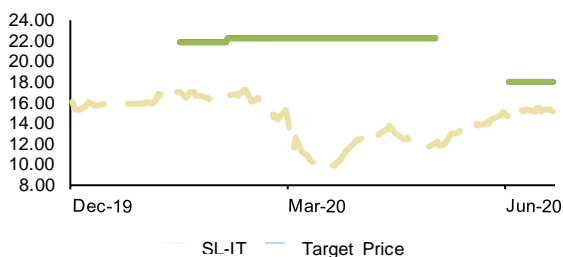


Historical recommendations and target price trend (-1Y)

Date	Rating	TP (EUR)	Mkt Price (EUR)
7-Apr-20	BUY	3.4	2.4
27-Feb-20	BUY	5.2	3.5

**Sanlorenzo**

Target price and market price trend (-1Y)

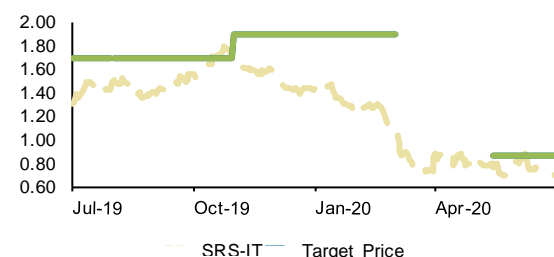


Historical recommendations and target price trend (-1Y)

Date	Rating	TP (EUR)	Mkt Price (EUR)
11-Jun-20	BUY	18.0	14.6
12-May-20	BUY	Under Review	12.2
14-Feb-20	BUY	22.2	16.8
24-Jan-20	BUY	22.0	17.1

**Saras**

Target price and market price trend (-1Y)



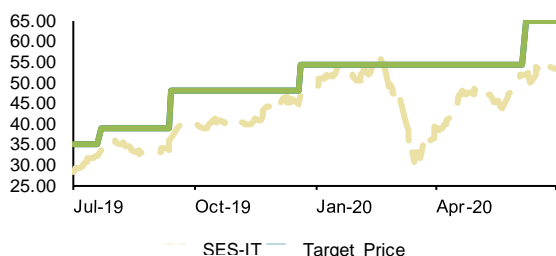
Historical recommendations and target price trend (-1Y)

Date	Rating	TP (EUR)	Mkt Price (EUR)
15-May-20	HOLD	0.87	0.77
03-Mar-20	Under Review	Under Review	1.05
31-Oct-19	HOLD	1.90	1.72
01-Aug-19	ADD	1.70	1.50
31-Jul-19	ADD	Under Review	1.49



**SeSa**

Target price and market price trend (-1Y)

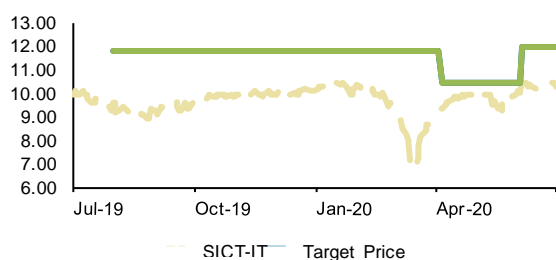


Historical recommendations and target price trend (-1Y)

Date	Rating	TP (EUR)	Mkt Price (EUR)
8-Jun-20	BUY	65.0	51.8
20-Dec-19	BUY	54.3	47.0
13-Sep-19	BUY	48.3	36.6
22-Jul-19	BUY	39.0	33.5

**SICIT Group**

Target price and market price trend (-1Y)

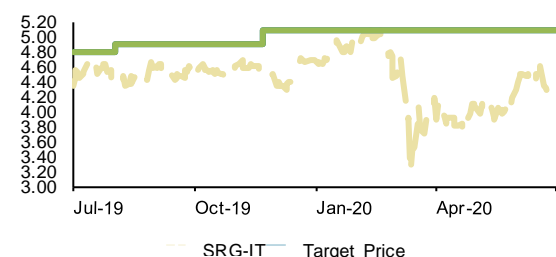


Historical recommendations and target price trend (-1Y)

Date	Rating	TP (EUR)	Mkt Price (EUR)
5-Jun-20	ADD	12.0	10.5
06-Apr-20	ADD	10.5	9.4
31-Jul-19	BUY	11.8	9.6

**Snam**

Target price and market price trend (-1Y)

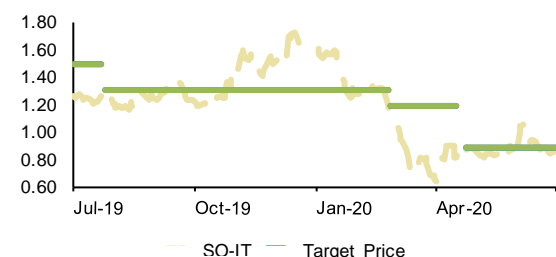


Historical recommendations and target price trend (-1Y)

Date	Rating	TP (EUR)	Mkt Price (EUR)
12-May-20	BUY	5.1	4.1
22-Nov-19	ADD	5.1	4.5
02-Aug-19	ADD	4.9	4.5

**Sogefi**

Target price and market price trend (-1Y)

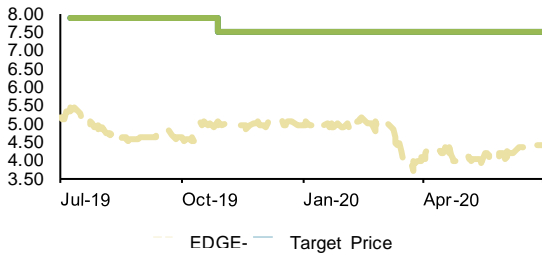


Historical recommendations and target price trend (-1Y)

Date	Rating	TP (EUR)	Mkt Price (EUR)
23-Apr-20	HOLD	0.88	0.91
17-Apr-20	HOLD	Under Review	0.85
26-Feb-20	HOLD	1.19	1.16
25-Feb-20	HOLD	Under Review	1.18
25-Jul-19	HOLD	1.31	1.33
23-Jul-19	HOLD	Under Review	1.29

**Techedge**

Target price and market price trend (-1Y)

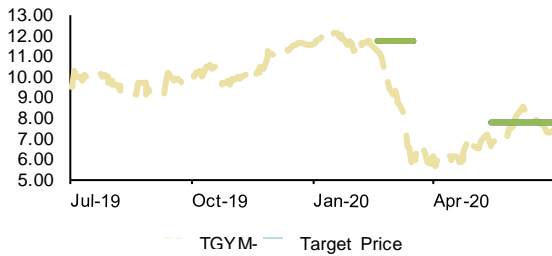


Historical recommendations and target price trend (-1Y)

Date	Rating	TP (EUR)	Mkt Price (EUR)
29-Oct-19	BUY	7.5	4.9
09-Jul-19	BUY	7.9	5.4

**Technogym**

Target price and market price trend (-1Y)

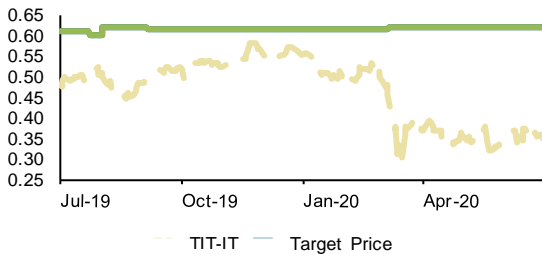


Historical recommendations and target price trend (-1Y)

Date	Rating	TP (EUR)	Mkt Price (EUR)
14-May-20	HOLD	7.8	6.6
18-Mar-20	HOLD	Under Review	5.9
18-Feb-20	HOLD	11.8	11.3

**Telecom Italia**

Target price and market price trend (-1Y)

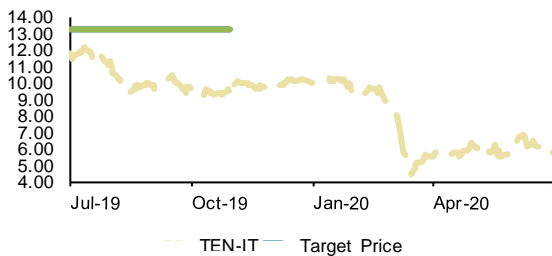


Historical recommendations and target price trend (-1Y)

Date	Rating	TP (EUR)	Mkt Price (EUR)
6-Mar-20	BUY	0.62	0.43
05-Sep-19	BUY	0.62	0.49
02-Aug-19	BUY	0.62	0.50
23-Jul-19	BUY	0.60	0.50

**Tenaris**

Target price and market price trend (-1Y)

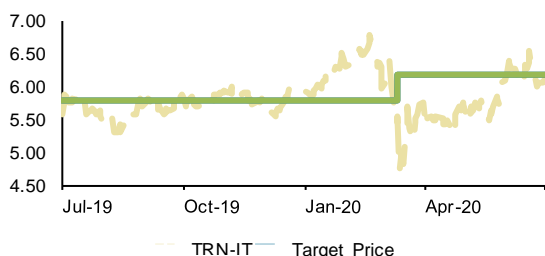


Historical recommendations and target price trend (-1Y)

Date	Rating	TP (EUR)	Mkt Price (EUR)
31-Oct-19	Under Review	Under Review	9.1

**Terna**

Target price and market price trend (-1Y)

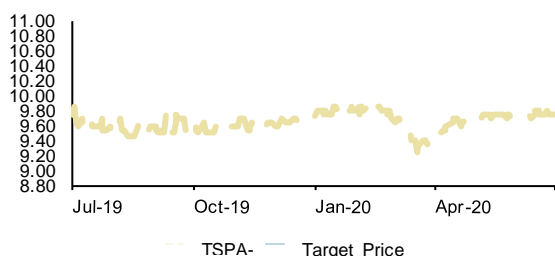


Historical recommendations and target price trend (-1Y)

Date	Rating	TP (EUR)	Mkt Price (EUR)
11-Mar-20	ADD	6.2	5.5

**TheSPAC**

Target price and market price trend (-1Y)

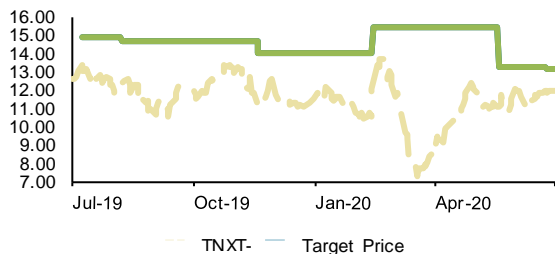


Historical recommendations and target price trend (-1Y)

Date	Rating	TP (EUR)	Mkt Price (EUR)
19-Jun-20	No Rating		9.8

**Tinexta**

Target price and market price trend (-1Y)

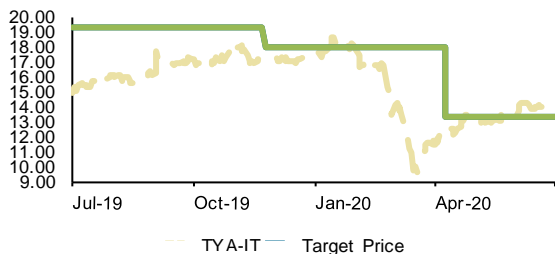


Historical recommendations and target price trend (-1Y)

Date	Rating	TP (EUR)	Mkt Price (EUR)
24-Jun-20	ADD	13.2	12.0
19-May-20	ADD	13.3	11.1
14-Feb-20	BUY	15.5	12.6
19-Nov-19	BUY	14.0	11.0
07-Aug-19	BUY	14.7	12.1
08-Jul-19	ADD	15.0	13.4

**Toscana Aeroporti**

Target price and market price trend (-1Y)

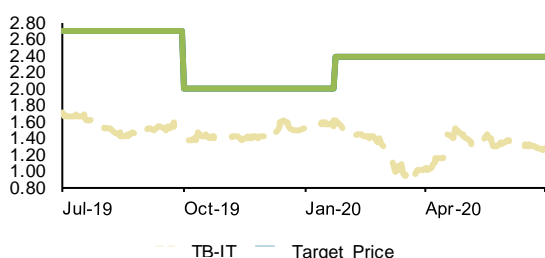


Historical recommendations and target price trend (-1Y)

Date	Rating	TP (EUR)	Mkt Price (EUR)
9-Apr-20	HOLD	13.4	12.5
25-Nov-19	HOLD	18.0	17.3

**Triboo**

Target price and market price trend (-1Y)

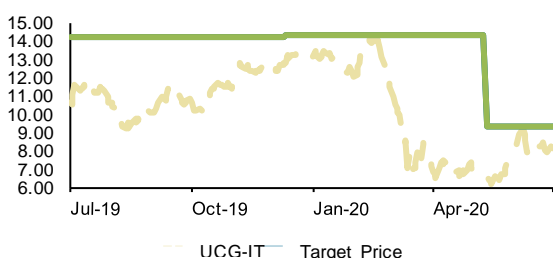


Historical recommendations and target price trend (-1Y)

Date	Rating	TP (EUR)	Mkt Price (EUR)
24-Jan-20	BUY	2.4	1.63
01-Oct-19	BUY	2.00	1.45

**Unicredit**

Target price and market price trend (-1Y)

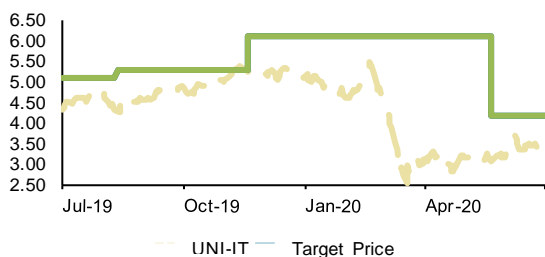


Historical recommendations and target price trend (-1Y)

Date	Rating	TP (EUR)	Mkt Price (EUR)
11-May-20	BUY	9.4	6.6
11-Dec-19	ADD	14.4	12.9

**Unipol**

Target price and market price trend (-1Y)

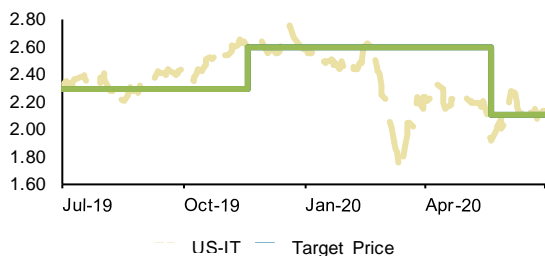


Historical recommendations and target price trend (-1Y)

Date	Rating	TP (EUR)	Mkt Price (EUR)
21-May-20	BUY	4.2	3.1
19-Nov-19	ADD	6.1	5.3
12-Aug-19	BUY	5.3	4.3

**UnipolSai**

Target price and market price trend (-1Y)

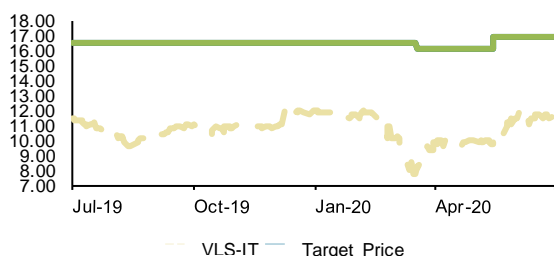


Historical recommendations and target price trend (-1Y)

Date	Rating	TP (EUR)	Mkt Price (EUR)
21-May-20	HOLD	2.1	1.92
19-Nov-19	HOLD	2.6	2.6

**Valsoia**

Target price and market price trend (-1Y)

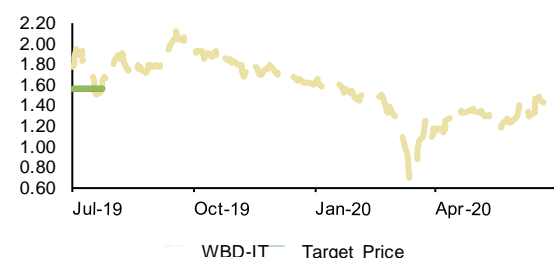


Historical recommendations and target price trend (-1Y)

Date	Rating	TP (EUR)	Mkt Price (EUR)
15-May-20	BUY	17.0	10.0
18-Mar-20	BUY	16.1	8.2
25-Sep-19	BUY	16.6	11.1

**Webuild**

Target price and market price trend (-1Y)

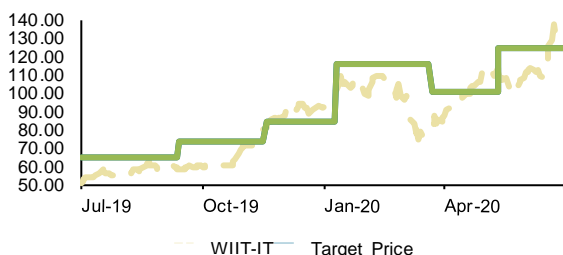


Historical recommendations and target price trend (-1Y)

Date	Rating	TP (EUR)	Mkt Price (EUR)
25-Jul-19	No Rating		1.69
24-Jul-19	No Rating		1.63

**Wiiit**

Target price and market price trend (-1Y)

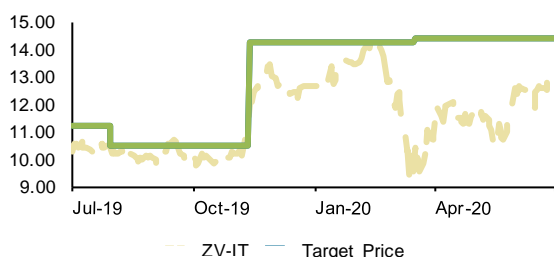


Historical recommendations and target price trend (-1Y)

Date	Rating	TP (EUR)	Mkt Price (EUR)
12-May-20	ADD	125.0	111.5
23-Mar-20	BUY	100.5	82.4
10-Jan-20	ADD	116.0	102.5
18-Nov-19	HOLD	84.5	81.0
13-Sep-19	BUY	74.1	58.0

**Zignago Vetro**

Target price and market price trend (-1Y)



Historical recommendations and target price trend (-1Y)

Date	Rating	TP (EUR)	Mkt Price (EUR)
17-Mar-20	BUY	14.4	10.4
12-Nov-19	BUY	14.3	12.0
30-Jul-19	HOLD	10.5	10.4

